

# INSTRUCTIONS

## LED T8 Tube Series - Double & single ended bypass/line voltage



RAB Lighting is committed to creating high-quality, affordable, well-designed and energy-efficient LED lighting and controls that make it easy for electricians to install and end users to save energy. We'd love to hear your comments. Please call the Marketing Department at 888-RAB-1000 or email: [marketing@rablighting.com](mailto:marketing@rablighting.com)



### SAFETY PRECAUTIONS

#### READ CAREFULLY BEFORE INSTALLING LED. RETAIN THESE INSTRUCTIONS FOR FUTURE REFERENCE.

RAB LED must be wired in accordance with the National Electrical Code and all applicable local codes. Proper grounding is required for safety. THIS PRODUCT MUST BE INSTALLED IN ACCORDANCE WITH THE APPLICABLE INSTALLATION CODE BY A PERSON FAMILIAR WITH THE CONSTRUCTION AND OPERATION OF THE PRODUCT AND THE HAZARDS INVOLVED.

#### WARNINGS:

- **Make certain power is OFF before installing or maintaining fixture.**
- **RISK OF FIRE.** USE ONLY IN PLACE OF FLUORESCENT LAMPS SPECIFIED ON LABEL.
- **RISK OF ELECTRIC SHOCK.** Install this kit only in the luminaires that have the construction features and dimensions shown in the photographs and/or drawings and where the input rating of the retrofit kit does not exceed the input rating of the luminaire.

#### SAFETY INFORMATION:

For your and others' safety, please read the precaution carefully before installation:

- (1). Risk of fire or electric shock. LED Retrofit Kit installation requires knowledge of luminaires electrical systems. If not qualified, do not attempt installation. Contact a qualified electrician.
- (2). Switch off the power supply before commencing work, make sure correct connection before power on.
- (3). NOT FOR EMERGENCY LIGHTING.


Do not make or alter any open holes in an enclosure of wiring or electrical components during kit installation.

To prevent wiring damage or abrasion, do not expose wiring to edges of sheet metal or other sharp objects.

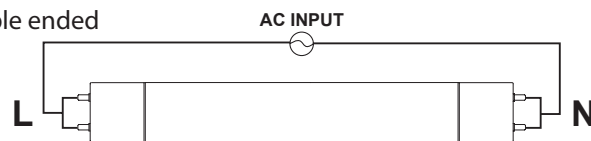
### PRODUCT FEATURES

- UL certified
- Plug-n-Play replacement
- Full glass housing: no aging, yellowing, bending

#### Single ended



#### Double ended



- Product applications: widely used in residential buildings, offices, shopping malls, supermarkets, hospitals, assembly lines, warehouses, etc. for energy-saving illumination.

### INSTALLATION INSTRUCTIONS

The ballast wiring represents typical configuration. The actual ballast wiring varies according to ballast model.

It is not needed to change socket (if in good condition) to operate double ended lamps, regardless the type of sockets. Please make sure one side of fixture is connected to Live (L) and the other side to Neutral (N).

# INSTRUCTIONS

## LED T8 Tube Series - Double & single ended bypass/line voltage



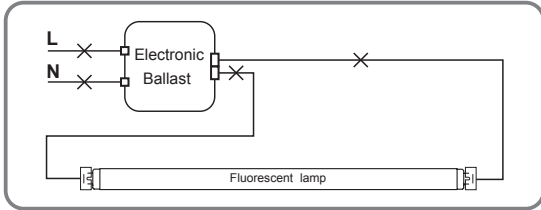
RAB Lighting is committed to creating high-quality, affordable, well-designed and energy-efficient LED lighting and controls that make it easy for electricians to install and end users to save energy. We'd love to hear your comments. Please call the Marketing Department at 888-RAB-1000 or email: [marketing@rablighting.com](mailto:marketing@rablighting.com)

The below ballast wiring represents typical configuration. The actual ballast wiring varies according to ballast model.  
The socket should be non-shunted.


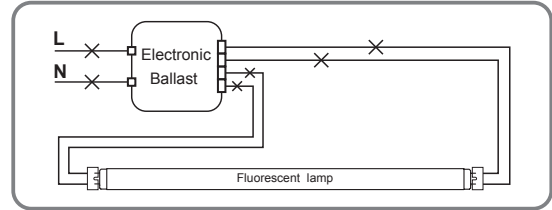
### Single ended wiring Instruction

#### Retrofit luminaire with 1 lamp

##### Instant Start

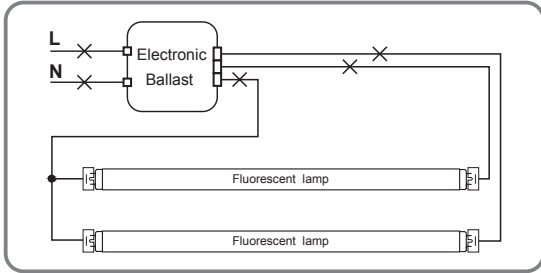


##### Program Start or Rapid Start

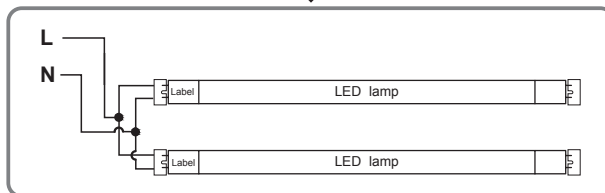
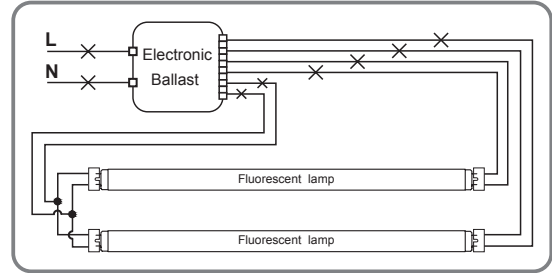


#### Retrofit luminaire with 2 lamps

##### Instant Start

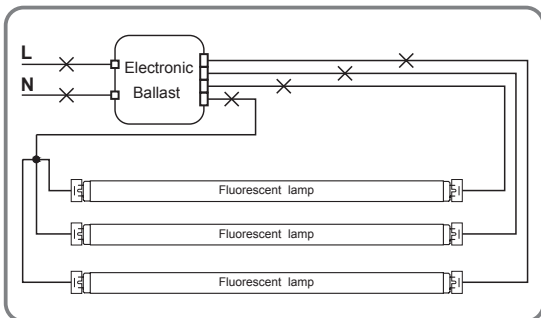


##### Program Start or Rapid Start

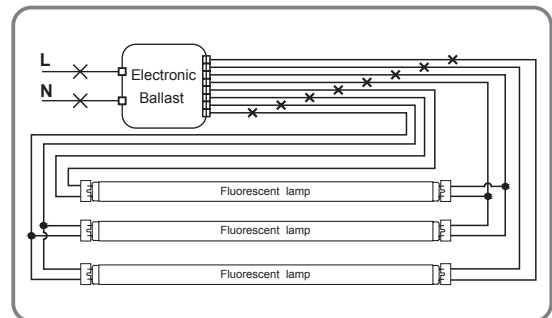


#### Retrofit luminaire with 3 lamps

##### Instant Start



##### Program Start or Rapid Start

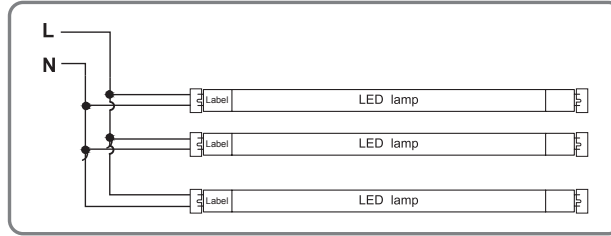


# INSTRUCTIONS

## LED T8 Tube Series - Double & single ended bypass/line voltage

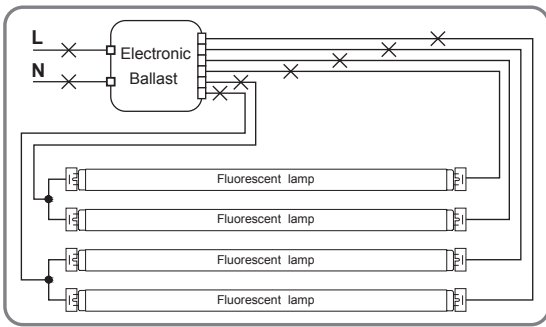


RAB Lighting is committed to creating high-quality, affordable, well-designed and energy-efficient LED lighting and controls that make it easy for electricians to install and end users to save energy. We'd love to hear your comments. Please call the Marketing Department at 888-RAB-1000 or email: [marketing@rablighting.com](mailto:marketing@rablighting.com)

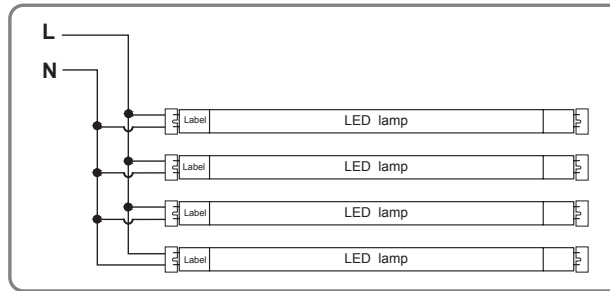
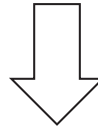
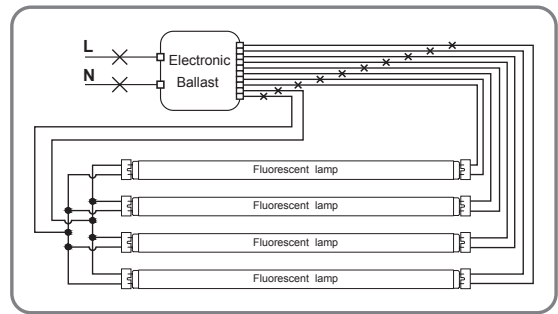


### Retrofit luminaire with 4 lamps

#### Instant Start



#### Program Start or Rapid Start

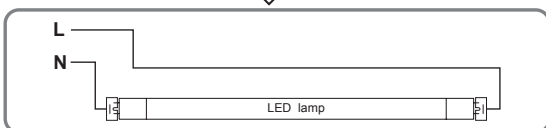
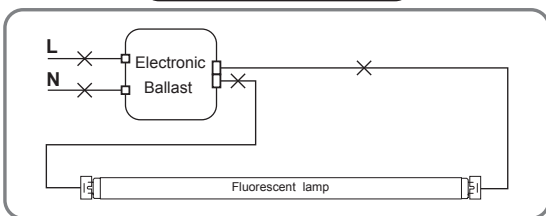


The below ballast wiring represents typical configuration. The actual ballast wiring varies according to ballast model. It is not needed to change socket (if in good condition) to operate double ended lamps, regardless the type of sockets. Please make sure one side of fixture is connected to Live (L) and the other side to Neutral (N).

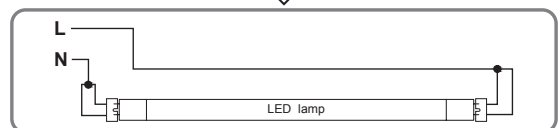
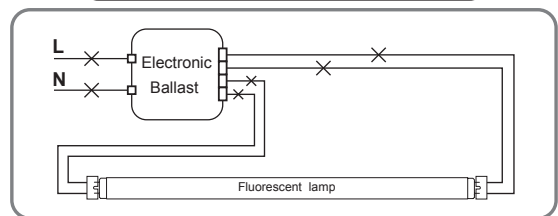
### Double ended Wiring Instruction

#### Retrofit luminaire with 1 lamp

#### Instant Start



#### Program Start or Rapid Start



# INSTRUCTIONS

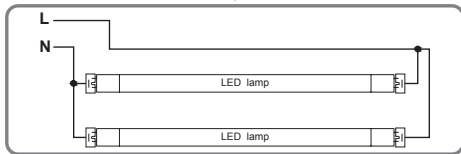
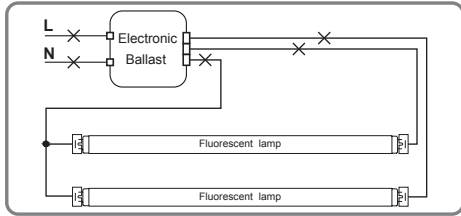
## LED T8 Tube Series - Double & single ended bypass/line voltage




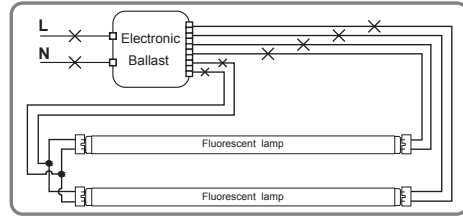
RAB Lighting is committed to creating high-quality, affordable, well-designed and energy-efficient LED lighting and controls that make it easy for electricians to install and end users to save energy. We'd love to hear your comments. Please call the Marketing Department at 888-RAB-1000 or email: [marketing@rablighting.com](mailto:marketing@rablighting.com)

### Retrofit luminaire with 2 lamps

#### Instant Start

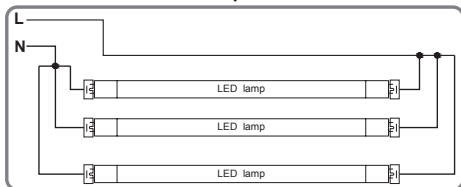
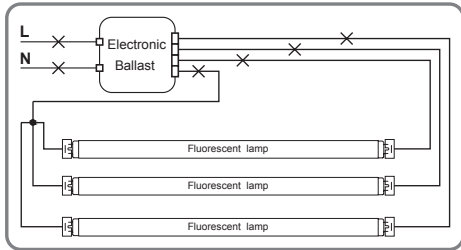


#### Program Start or Rapid Start

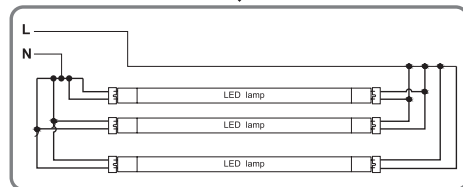
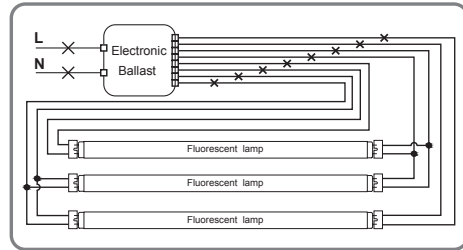


### Retrofit luminaire with 3 lamps

#### Instant Start

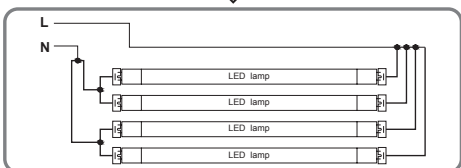
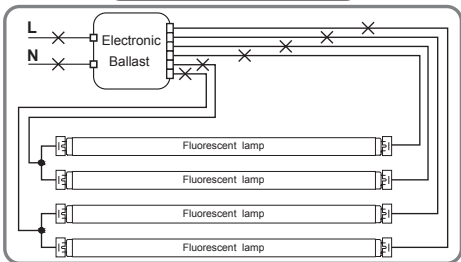


#### Program Start or Rapid Start

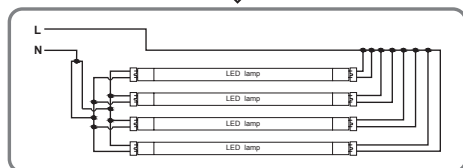
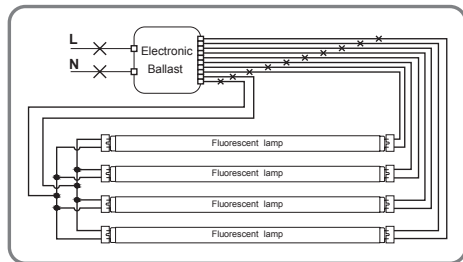


### Retrofit luminaire with 4 lamps

#### Instant Start



#### Program Start or Rapid Start



**Note:** These instructions do not cover all details or variations in equipment nor do they provide for every possible situation during installation, operation or maintenance.

# INSTRUCTIONS

## LED T8 Tube Series - Double & single ended bypass/line voltage



RAB Lighting is committed to creating high-quality, affordable, well-designed and energy-efficient LED lighting and controls that make it easy for electricians to install and end users to save energy. We'd love to hear your comments. Please call the Marketing Department at 888-RAB-1000 or email: [marketing@rablighting.com](mailto:marketing@rablighting.com)

### PRODUCT NOTES

The units covered by this report were intended to retrofit surface mount, Type IC or non-IC recessed mount Listed fluorescent luminaires that use maximum 4 tubular lamps, the minimum lamp compartment dimensions are tabulated below:

Model Number	Part Number	Minimum Lamp Compartment Dimensions [Length x Width x Height] [mm]	Lamp Quantity
T10019	T8-7-24GC-835-SD-BYP	610 x 606 x 85	4
T10020	T8-7-24GC-840-SD-BYP	610 x 606 x 85	4
T10021	T8-7-24GC-850-SD-BYP	610 x 606 x 85	4
T10022	T8-9-36GC-835-SD-BYP	915 x 606 x 85	4
T10023	T8-9-36GC-840-SD-BYP	915 x 606 x 85	4
T10024	T8-9-36GC-850-SD-BYP	915 x 606 x 85	4
T10025	T8-12-48GC-835-SD-BYP	1251 x 606 x 75	4
T10026	T8-12-48GC-840-SD-BYP	1251 x 606 x 75	4
T10027	T8-12-48GC-850-SD-BYP	1251 x 606 x 75	4
T10028	T8-15-48GC-835-SD-BYP	1251 x 606 x 75	4
T10029	T8-15-48GC-840-SD-BYP	1251 x 606 x 75	4
T10030	T8-15-48GC-850-SD-BYP	1251 x 606 x 75	4
T10031	T8-7-24GC-835-SD-BYP-FF	610 x 606 x 85	4
T10032	T8-7-24GC-840-SD-BYP-FF	610 x 606 x 85	4
T10033	T8-7-24GC-850-SD-BYP-FF	610 x 606 x 85	4
T10034	T8-12-48GC-835-SD-BYP-FF	1251 x 606 x 75	4
T10035	T8-12-48GC-840-SD-BYP-FF	1251 x 606 x 75	4
T10036	T8-12-48GC-850-SD-BYP-FF	1251 x 606 x 75	4

### WARNING

TO AVOID POTENTIAL FIRE OR SHOCK HAZARD, DO NOT USE THIS RETROFIT KIT IN LUMINAIRES EMPLOYING SHUNTED BI-PIN LAMP HOLDERS.

**Note:** Shunted lamp holders are found only in fluorescent luminaires with Instant-Start ballasts. Instant-start ballasts can be identified by the words "Instant Start" or "I.S." marked on the ballast. This designation may be in the form of a statement pertaining to the ballast itself, or may be combined with the marking for the lamps with which the ballast is intended to be used, for example F40T12/IS. For more information, contact the LED luminaire retrofit kit manufacturer.

THIS RETROFIT ASSEMBLY IS ACCEPTED AS A COMPONENT OF A LUMINAIRE WHERE THE SUITABILITY OF THE COMBINATION SHALL BE DETERMINED BY UL OR AUTHORITIES HAVING JURISDICTION.

THERE ARE LED TUBE, OPERATION INSTRUCTION AND FIELD APPLIED LABEL IN THIS RETROFIT KIT.

This device complies with Part 15 of the FCC Rules. Operation is subject to the following two conditions: (1) this device may not cause harmful interference, and (2) this device must accept any interference received, including interference that may cause undesired operation.