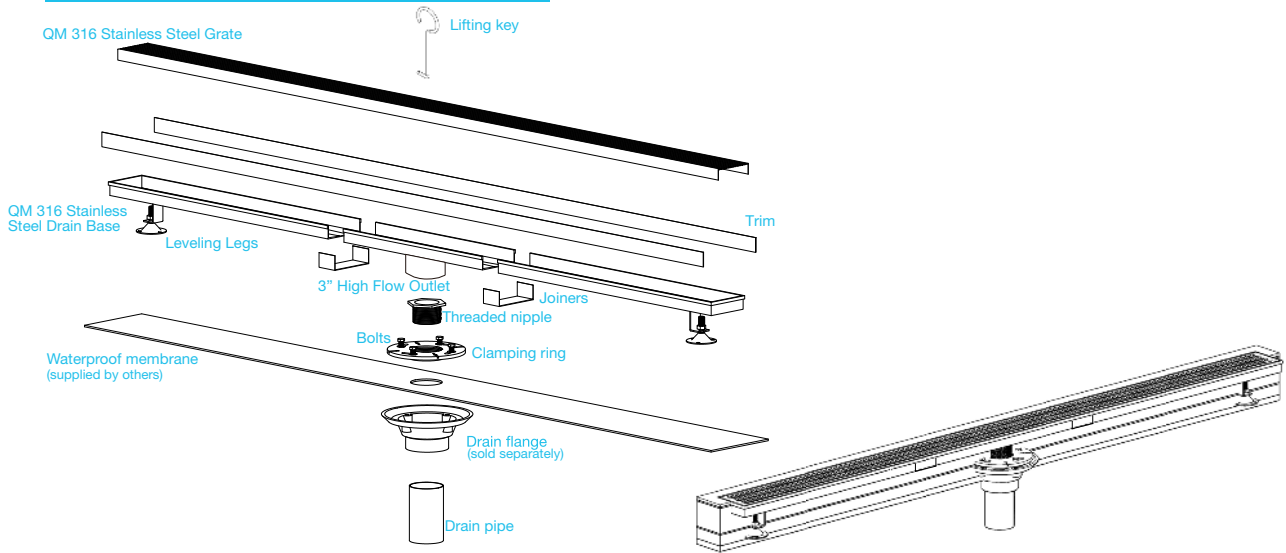


Delmar Linear Drain Adjustable 3" High Flow Outlet

Installation

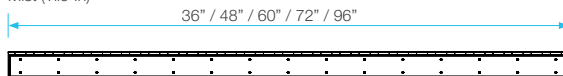


Specifications

Drain Grate - Top View:
Wedge wire




Drain Grate - Top View:
Mist (Tile-In)




Drain Grate - Top View:
Perforated



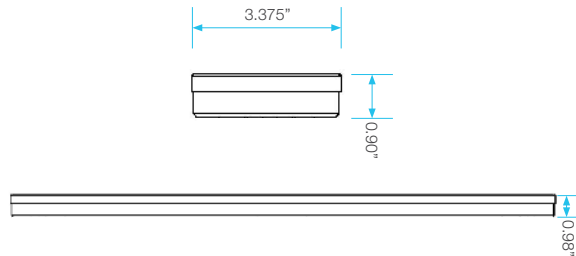
Drain Grate - Side View:
Wedge wire
Perforated




Drain Grate - Side View:
Mist



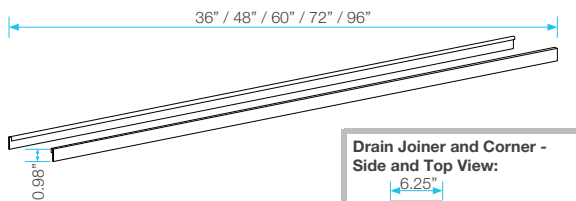
Drain Base - Side View:



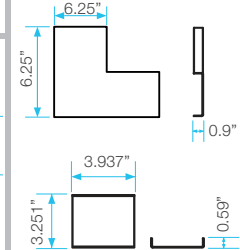
Drain Base - Top View:



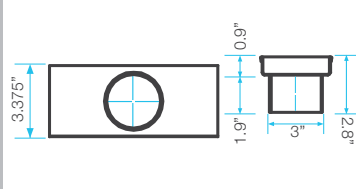
Drain Trim - Side View:



Drain Joiner and Corner - Side and Top View:



Drain 2" and 3" Outlet - Side and Top View:



Note: Installer must verify all rough-in dimensions prior to installation and consult local and national codes. Conformity and compliance to local and national codes are the responsibility of the installer. Dimensions are subject to Manufacturers tolerance and change without notice. We can assume no responsibility for use of superseded or void data.

Delmar Linear Drain Adjustable 3" High Flow Outlet

Delmar Series Features

- 16 gauge 316 Stainless Steel Grate = 1.5 mm
- 18 gauge 316 Stainless Steel Base = 1.2 mm
- Works with 3" ABS, PVC or Cast Iron shower drain flange (not included)
- Grate can be removed completely for cleaning
- Standard Finish: Satin and Polished

Kit includes

- Grate
 - Base
 - Trim
 - Joiner
 - Outlet
 - Threaded nipple
 - Lifting Key
 - Leveling Legs
 - Sikaflex Sealant
- * **Note:** 72" and *96" Kit includes two outlets, two pair of joiners and two adapters.
 * 96" Wedgewire Kit has two 48" grates.
 * Choose the kit with equal or greater size than the length wanted; for longer lengths drain connect kits to build the desire length.

Complete Kit

SKU	Size	SKU	
		Satin Finish	Polished Finish
Wedgewire			
33.610.36 HF	36"	33.610.36P HF	
33.610.48 HF	48"	33.610.48P HF	
33.610.60 HF	60"	33.610.60P HF	
33.610.72 HF	72"	33.610.72P HF	
33.610.96 HF	96"	33.610.96P HF	
Perforated			
33.620.36 HF	36"	33.620.36P HF	
33.620.48 HF	48"	33.620.48P HF	
33.620.60 HF	60"	33.620.60P HF	
33.620.72 HF	72"	33.620.72P HF	
33.620.96 HF	96"	33.620.96P HF	

SKU	Size
Satin Finish	
Mist (Tile-In)	
33.630.36 HF	36"
33.630.48 HF	48"
33.630.60 HF	60"
33.630.72 HF	72"
33.630.96 HF	96"

Adjustable Kit:

SKU	Size
Kit (without grate)	
33.B600.36 HF	36"
33.B600.48 HF	48"
33.B600.60 HF	60"
33.B600.72 HF	72"
33.B600.96 HF	96"

Adjustable Parts

SKU	Size	SKU	
		Satin Finish	Polished Finish
Wedgewire (Grate Only)			
33.G610.36 HF	36"	33.G610.36P HF	
33.G610.48 HF	48"	33.G610.48P HF	
33.G610.60 HF	60"	33.G610.60P HF	
33.G610.72 HF	72"	33.G610.72P HF	
Perforated (Grate Only)			
33.G620.36 HF	36"	33.G620.36P HF	
33.G620.48 HF	48"	33.G620.48P HF	
33.G620.60 HF	60"	33.G620.60P HF	
33.G620.72 HF	72"	33.G620.72P HF	
33.G620.96 HF	96"	33.G620.96P HF	

SKU	Size
Satin Finish	
Mist (Tile-In, Grate Only)	
33.G630.36 HF	36"
33.G630.48 HF	48"
33.G630.60 HF	60"
33.G630.72 HF	72"
33.G630.96 HF	96"

Accessories Kit [3" Outlet]	33.601.B
------------------------------------	----------

Corner Connector Kit	33.601.C
-----------------------------	----------

SKU	Size
Base (Only)	
33.600.28	28"
33.600.40	40"
33.600.52	52"
33.600.64	64"
33.600.88	88"