

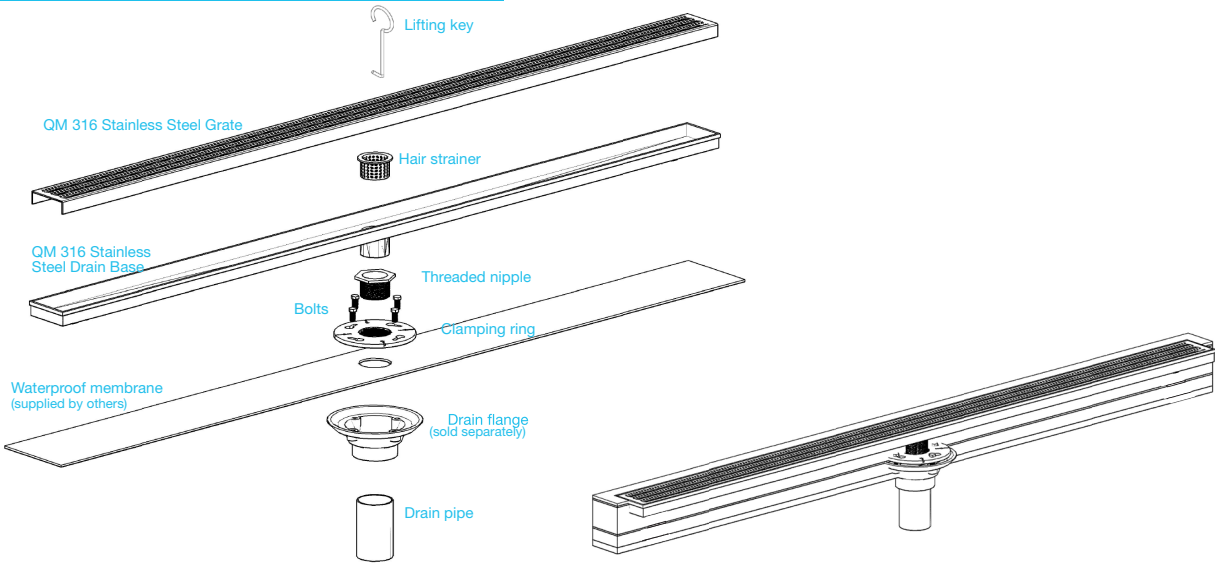


  
 USA - ASME A 112.18.2-2011/  
 CAN - CSA B 125.2-11.  
 Certificate #2689051

**QM USA, Corp.**  
 2570 N Powerline Road  
 # 503 Pompano Beach  
 FL, USA 33069  
 P: 954 773 9450  
 info@qm-us.com  
[www.qmdrain.com](http://www.qmdrain.com)

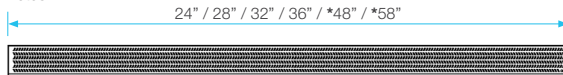
Specification Sheet

Installation

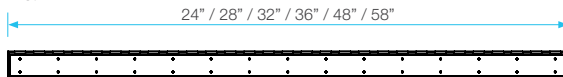


Specifications

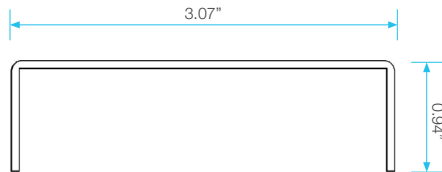
Nami  
Kai  
Delta\*  
Lotus



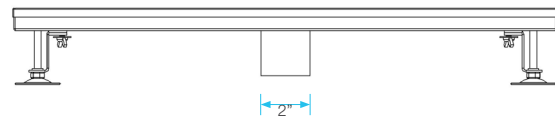
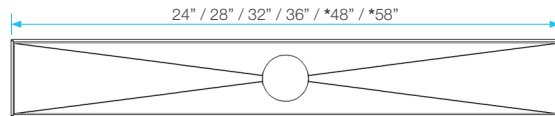
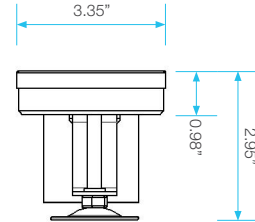
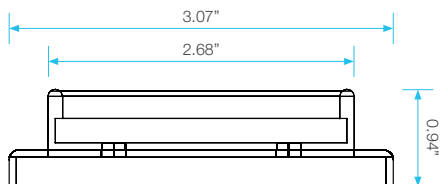
Mist



Nami  
Kai  
Delta  
Lotus



Mist



**Note:** Installer must verify all rough-in dimensions prior to installation and consult local and national codes. Conformity and compliance to local and national codes are the responsibility of the installer.



  
 C US  
**USA - ASME A 112.18.2-2011/  
 CAN - CSA B 125.2-11.  
 Certificate #2689051**

**QM USA, Corp.**  
 2570 N Powerline Road  
 # 503 Pompano Beach  
 FL, USA 33069  
 P: 954 773 9450  
 info@qm-us.com  
[www.qmdrain.com](http://www.qmdrain.com)

**Specification Sheet**

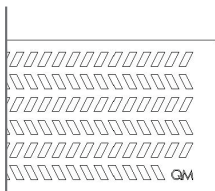
**Delmar Series Features**

- 16 gauge 316 Stainless Steel Grate = 1.5 mm
- 18 gauge 316 Stainless Steel Base = 1.2 mm
- Pre-pitched channel and center outlet
- Works with 2" ABS, PVC or Cast Iron shower drain flange (not included)
- Grate can be removed completely for cleaning
- Hair Strainer Basket comes with every drain, fits inside the drain to collect hair and other debris, preventing pipe clogs

**Kit includes**


- Grate
- Channel
- Threaded nipple
- Hair Strainer
- Lifting Key
- Adjustable Feet

**Complete Kit**



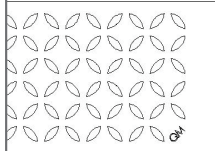
**Nami Line**

- SKU 33.100.02 24" Satin
- SKU 33.100.03 28" Satin
- SKU 33.100.04 32" Satin
- SKU 33.100.05 36" Satin



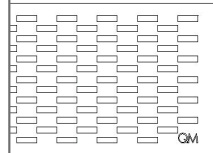
**Kai Line**

- SKU 33.200.02 24" Satin
- SKU 33.200.03 28" Satin
- SKU 33.200.04 32" Satin
- SKU 33.200.05 36" Satin



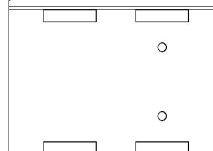
**Lotus Line**

- SKU 33.400.02 24" Bronze
- SKU 33.400.03 28" Bronze
- SKU 33.400.04 32" Bronze
- SKU 33.400.05 36" Bronze



**Delta Line**

- SKU 33.300.02 24" Satin
- SKU 33.300.03 28" Satin
- SKU 33.300.04 32" Satin
- SKU 33.300.05 36" Satin
- SKU 33.300.06 48" Satin
- SKU 33.300.07 58" Satin
- SKU 33.300.02.P 24" Polished
- SKU 33.300.03.P 28" Polished
- SKU 33.300.04.P 32" Polished
- SKU 33.300.05.P 36" Polished
- SKU 33.300.06.P 48" Polished
- SKU 33.300.07.P 58" Polished



**Mist Line**

- SKU 33.500.02 24" Satin
- SKU 33.500.03 28" Satin
- SKU 33.500.04 32" Satin
- SKU 33.500.05 36" Satin
- SKU 33.500.06 48" Satin
- SKU 33.500.07 58" Satin

**Add to Kit**

- Cast Iron Flange Drain  
SKU 83.100.01
- PVC Flange Drain  
SKU 83.100.00

