

# DelmarSeries **ADJUSTABLE LINEAR DRAIN** 3" HIGH FLOW OUTLET

## Adjustable Linear Drain:

### Materials:

Grate: Marine Grade Stainless Steel 316, Thickness: 16 gauge

Base: Marine Grade Stainless Steel 316, Thickness: 18 gauge

### Features:

- Removable Grate: Can be completely removed for easy cleaning and maintenance.

### Installation Methods

- Designed for compatibility with:  
Traditional waterproofing methods pair with our High Flow Clamp-Down Drain for easy installation.

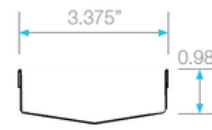



### Kit Includes:

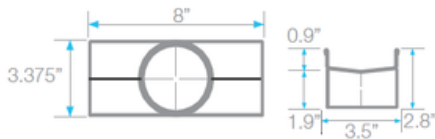
- Base
- Outlet\*\*
- End Cap
- Grate\*
- Trims
- Lifting Key
- Leveling Feet
- Threaded Nipple
- Stainless Steel Cutting Blade
- Sealant

## Specifications

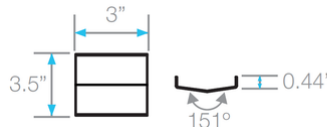
### Base



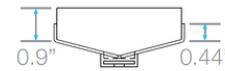
### Outlet \*\*



### Joiner



### Base End Cap



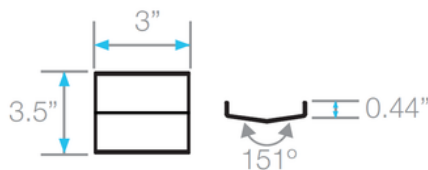
\*\* 72" and \*96" Kits include two outlets.

### Grate



## Optional Components:

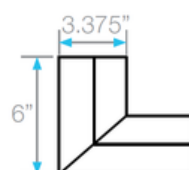
### Joiner



A Joiner is needed to connect kits to build the desired length. Additional joiners are sold separately.

SKU: 83.JOINER.SS ●

### Corner





A corner is needed when connecting two channels at a 90-degree angle. Corner is an accessory, it is sold separately. It is not part of the kit.

SKU: 33.601.COR ●

# DelmarSeries \ ADJUSTABLE LINEAR DRAIN 3" HIGH FLOW OUTLET

## Complete Kits SKU: PERFORATED

	36"	33.620.36HF ST	●
	48"	33.620.48HF ST	●
	60"	33.620.60HF ST	●
	72"	33.620.72HF ST	●
	96"	33.620.96HF ST	●
	36"	33.620.36HF PS	●
	48"	33.620.48HF PS	●
	60"	33.620.60HF PS	●
	72"	33.620.72HF PS	●
	96"	33.620.96HF PS	●