



# DelmarSeries PLAIN EDGE BASE

## Standard Base | Traditional Waterproofing:

- Stainless Steel Gauges: Grates: 16 gauges.  
Base: 12 gauges = 2.5 mm
- Grate can be removed completely for cleaning.
- Works with 2" ABS, PVC or Cast Iron Clamp Down Drain base (not included in kit)
- Standard Length plain edge is intended for use with traditional waterproofing methods.
- Grate can be removed completely for cleaning.
- Hair strainer basket comes with every drain, fits inside the drain to collect hair and other debris, preventing clogged pipes.

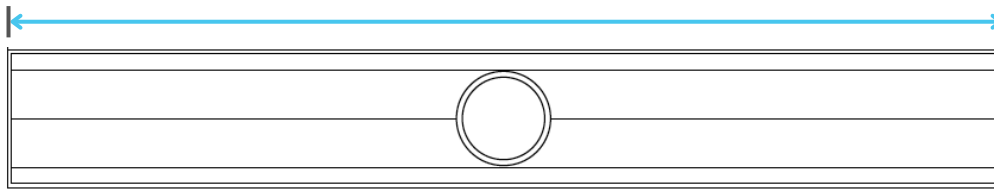
### Kit Includes:

- A** Lifting Key
- B** Grate
- C** Hair/Debris Strainer
- D** Base
- E** Leveling Legs
- F** Threaded nipple

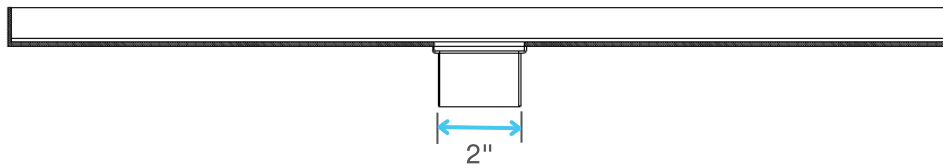


## Specifications

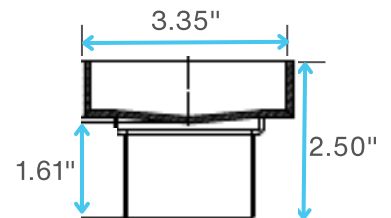
D Base - Top View



D Base - Side View




Base - Side View



## Complete Kits

### DELTA



Bronze	24"	33.300.24 BZ	●
	28"	33.300.28 BZ	●
	32"	33.300.32 BZ	●
	36"	33.300.36 BZ	●
	48"	33.300.48 BZ	●
	58"	33.300.58 BZ	●

Satin	24"	33.300.24 ST	●
	28"	33.300.28 ST	●
	32"	33.300.32 ST	●
	36"	33.300.36 ST	●
	48"	33.300.48 ST	●
	58"	33.300.58 ST	●

Polished	24"	33.300.24 PS	●
	28"	33.300.28 PS	●
	32"	33.300.32 PS	●
	36"	33.300.36 PS	●
	48"	33.300.48 PS	●
	58"	33.300.58 PS	●

Black	24"	33.300.24 BK	●
	28"	33.300.28 BK	●
	32"	33.300.32 BK	●
	36"	33.300.36 BK	●
	48"	33.300.48 BK	●
	58"	33.300.58 BK	●

Gold	24"	33.300.24 GD	●
	28"	33.300.28 GD	●
	32"	33.300.32 GD	●
	36"	33.300.36 GD	●
	48"	33.300.48 GD	●
	58"	33.300.58 GD	●

Note: Installer must verify all rough-in dimensions prior to installation and consult local and national codes. Conformity and compliance to local and national codes are the responsibility of the installer. Dimensions are subject to manufacturers tolerance and change without notice. We can assume no responsibility for use of superseded or voided data. [Contact us if you have any question at: info@qm-us.com](mailto:info@qm-us.com)