




C-434 Heavy Residential Wall Hydrant



- Residential
- Freezeless
- Anti-Siphon
- Double Check Valve

With Integral P-004 Vacuum Breaker

PRIER C-434 provides a year round source of water in areas that are subject to freezing temperatures. The hydrant valve is connected to the supply piping in the heated portion of the structure, eliminating the possibility of freezing. To assure freeze protection, the hydrant will drain even with the hose attached and under pressure without spray back.

The C-434 combines freezeless hydrant features with self-draining, anti-siphon and two backflow check valves. The vacuum breaker/backflow preventer provides protection against cross-connection of the potable water supply, while venting to eliminate any vacuum. Upon closure, valve drains even with closed end hose attached. No special installation tools are required.

FEATURES

- Double check valve and anti-siphon vacuum breaker
- Drains automatically with hose attached
- Integral cast flange with built-in drainage pitch
- Solid brass body
- Satin nickel plated body maintains attractive finish
- Soft-grip coated cast aluminum handle
- Metal collar covers drainage holes and protects against insect nesting while closing under pressure
- Cycle tested to simulate 5000 turns
- Patent protected
- Each valve air-tested at factory for leak-free quality

ORDERING

C-434D10

Inlet

- D- 1/2" MPT x 1/2" SWT
- T- 3/4" MPT x 1/2" FPT
- F- 3/4" SWT
- X- 1/2" Crimp PEX
- W- 1/2" Wirsbo® PEX
- FX- 3/4" Crimp PEX
- Y- 1/2" Press-Fit


Length

- CC- Close Coupled
- 04- 4" Insertion
- 06- 6" Insertion
- 08- 8" Insertion
- 10- 10" Insertion
- 12- 12" Insertion
- 14- 14" Insertion
- 16- 16" Insertion
- 18- 18" Insertion
- 20- 20" Insertion
- 22- 22" Insertion
- 24- 24" Insertion
- XX- Special Size

INLET STYLES



D Style
1/2" MPT x 1/2" SWT




T Style
3/4" MPT x 1/2" FPT




F Style
3/4" SWT



Y Style
1/2" Press-Fit



X Style
1/2" Crimp PEX




W Style
1/2" Wirsbo® PEX



FX Style
3/4" Crimp PEX




C-434 REPLACEMENT PARTS



ID	Part No.	Description
1	See Replacement Stems Section	Stem Assembly, Contains: 1, 5
2	P-164KT-805	Operating Handle and Screw Kit
3	C-434KT-903	Stem Packing and Washer Kit
4	C-434KT-906	Vacuum Breaker Repair Kit*
5	C-434KT-902	Stopper and Pin Kit (with tool and o-ring)
6	300-1011	Valve Stem Cap for C-434
7	C-434KT-804	Loose Key Conversion Kit to C-534
	C-434KT-907	Overhaul Kit for C-434 Contains: 2, 3, 4, 5

*When assembling the vacuum breaker, ensure the dome is facing out on the check spider and the bottom is facing out on the silicone washer.



REPLACEMENT STEMS



Part No.	Stem Length	Description
P-231-04CC	4 ⁷ / ₈ " OAL	Close Coupled Stem for C-434/C-534 Hydrant
P-231-0404	6 ¹ / ₂ " OAL	Stem for C-434/C-534 Hydrant
P-231-0406	8 ¹ / ₂ " OAL	Stem for C-434/C-534 Hydrant
P-231-0408	10 ¹ / ₂ " OAL	Stem for C-434/C-534 Hydrant
P-231-0410	12 ¹ / ₂ " OAL	Stem for C-434/C-534 Hydrant
P-231-0412	14 ¹ / ₂ " OAL	Stem for C-434/C-534 Hydrant
P-231-0414	16 ¹ / ₂ " OAL	Stem for C-434/C-534 Hydrant
P-231-0416	18 ¹ / ₂ " OAL	Stem for C-434/C-534 Hydrant
P-231-0418	20 ¹ / ₂ " OAL	Stem for C-434/C-534 Hydrant
P-231-0420	22 ¹ / ₂ " OAL	Stem for C-434/C-534 Hydrant
P-231-0422	24 ¹ / ₂ " OAL	Stem for C-434/C-534 Hydrant
P-231-0424	26 ¹ / ₂ " OAL	Stem for C-434/C-534 Hydrant

**For stems manufactured before 2013, see C-434 Series retired style spec sheet at PRIER.com.