




# ENGINEERING EXCELLENCE

#4300B

SPECIFICATION SHEET

### DESCRIPTION

- Two Handle Roman Tub Valve Set
- 1/2" IPS Connections
- Quick Mount Connector
- Deck or Ledge Mount
- Ceramic Disc Cartridges
- 3-Hole 8" to 16" Installation
- Brass Plug
- 12" SS Flex Hose, Mud Guards Included



#4300B SHOWN

### STANDARDS APPLICABLE

- ASME A112.18.1
- CUPC / IAPMO LISTED

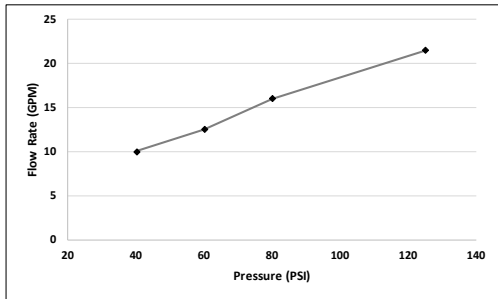
Model #: \_\_\_\_\_

Specific Features: \_\_\_\_\_

Project Name: \_\_\_\_\_

Submitted For: \_\_\_\_\_

4300B Flow Rate (GPM) Vs Pressure (PSI)\*



\*Note:- This information is provided for reference only.  
Actual Flow Rate may vary depending on  
installation and inlet pressures.

| Model  | Description                    | Finishes                    |
|--------|--------------------------------|-----------------------------|
| #4300B | Two Handle Roman Tub Valve Set | <input type="checkbox"/> NA |



ENGINEERING EXCELLENCE

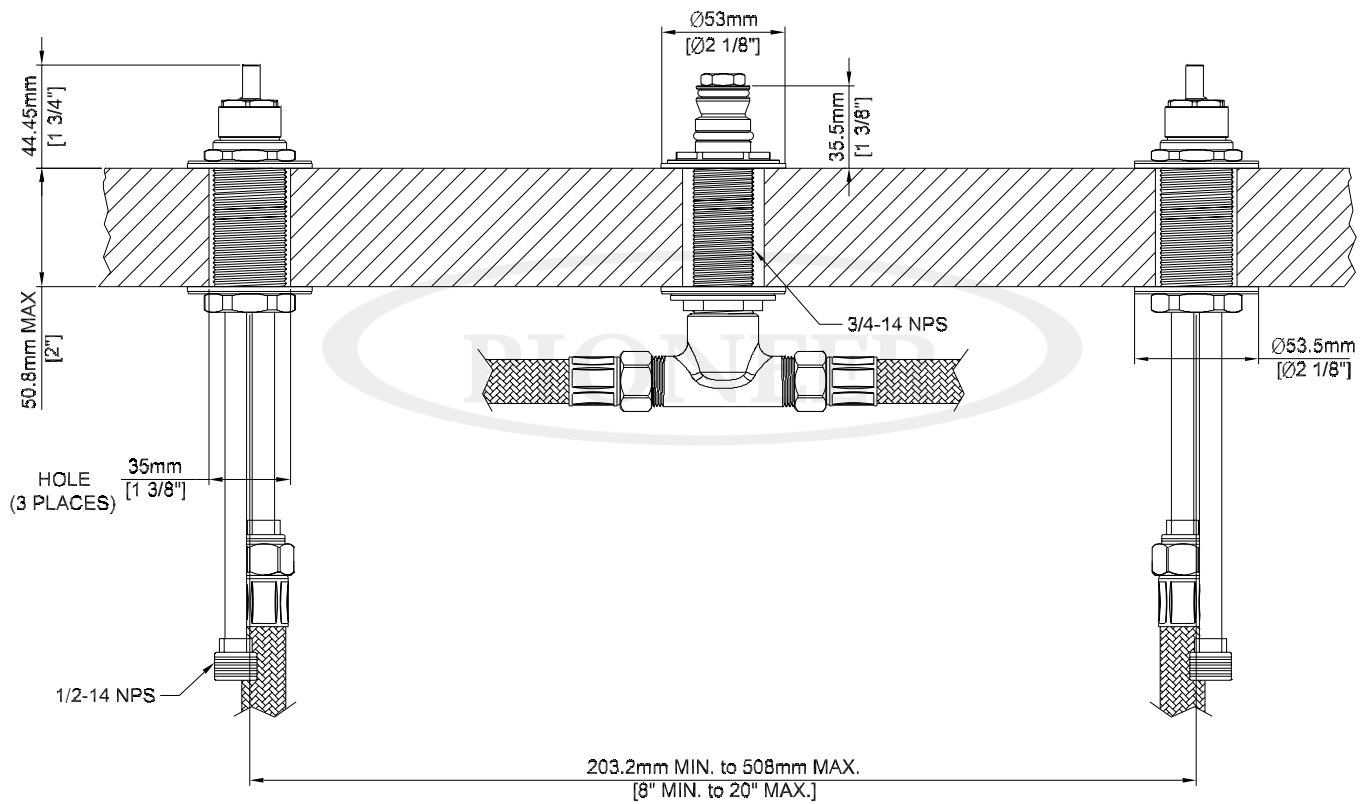
Pioneer: 1-800-338-9468  
 Commerce, CA 90040  
 www.pioneerind.com  
 Pioneer Industries, Inc. © 2016

DMSP4300B/REV. 09 2016  
 Page 1 of 2

**Installation Note:**

Faucet Hole Size:- 1-1/2"

Maximum Deck Thickness:- 2"



**Product Diagram**



ENGINEERING EXCELLENCE

Pioneer:1-800-338-9468

Commerce, CA 90040

www.pioneerind.com

Pioneer Industries, Inc. © 2016