



Olympia Faucets
VALUE FOR BUILDERS

L-6053
i2 Series



Single Handle Lavatory Faucet

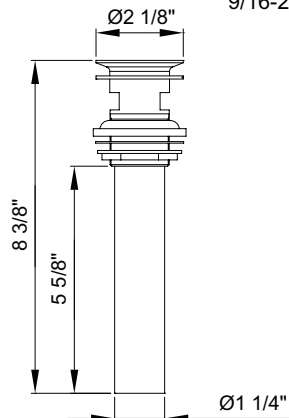
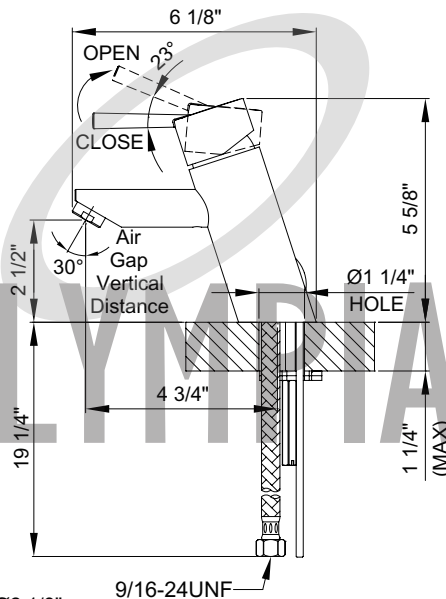
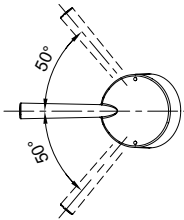
- Lever Handle
- 4-3/4" Reach, 2-1/2" From Deck to Aerator
- Ceramic Disc Cartridge
- 1-Hole Installation
- Push Down Drain With Overflow
- Easy-Install 18" Flex Supply Lines With 3/8" Connections
- With 1.2 GPM Flow Rate

Code and Standards

- ASME A112.18.1-2018/CSA B125.1-18
- Cal Green
- NSF/ANSI/CAN 61
- Compliance with AB1953/S152/HB372
- NSF/ANSI 372
- EPA Watersense
- ADA: Compliance to ICC/ANSI A117.1 (Lever Handle Only)



*For other finishes and flow rates offered, please visit our website, email an inquiry to sales@pioneerind.com or contact our sales at 800-338-9468



Touch Down Drain