



QUADTRO® WASHING MACHINE OUTLET BOXES TECHNICAL SPECIFICATION

Job Name _____	Item # _____
Location _____	
Engineer _____	Contractor _____
PO # _____	Tag _____
Representative _____	

SPECIFICATIONS

Oatey QUADTRO® washing machine outlet boxes shall be used in commercial or residential applications which require supply valves and waste drains recessed into the wall. Available water hammer arrestor option provides water pressure shock arrestors required for installation on supply lines to quick closing valves. Easy to remove knockout.

APPROVALS AND LISTINGS

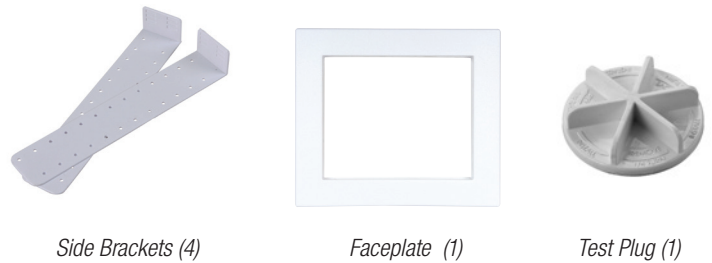
Boxes	IAPMO Listed
Valves	ASME A112.18.1 / CSA B125.1 NSF / ANSI 61 & 372
Water Hammer Arrestors	ASSE 1010



FEATURES & MATERIALS

2" Drain Opening	PVC or ABS Sch. 40 DWV pipe
Material	High Impact Polystyrene
Snap-On Faceplate	Frame Accommodates Up to 1" Drywall

Accessory Components Included:

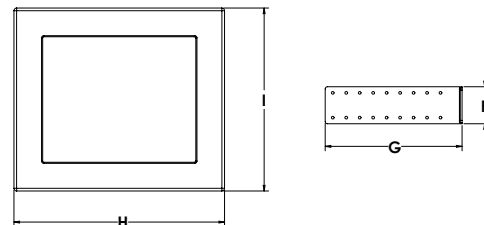
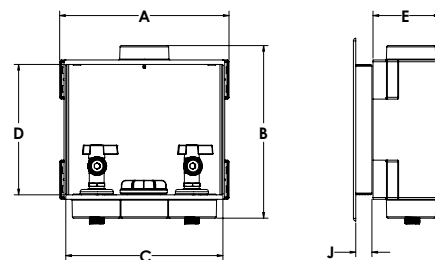


PRODUCT SELECTOR

ACCESSORIES			
✓	Product Number	Description	Ctn. Qty.
	38941	Plastic Faceplate for Quadtro Center and Offset WMOB	12
	38768	Plastic Brackets, 4" Long, for Plastic Boxes	12
	38648	Plastic Brackets, 12" Long, for Plastic Boxes	12
	38576	Quadtro Test Cap	12
	38577	Quadtro Hug/O-ring	24
	38460	Quadtro, DWV test Cap with Gauge and Gauge	1

DIMENSIONS

[A]:	Box Width	9.43"	[F]:	Bracket Height	2.06"
[B]:	Box Height	9.61"	[G]:	Bracket Width	7.62"
[C]:	Box Opening Width	8.75"	[H]:	Faceplate Width	11.73"
[D]:	Box Opening Height	7.26"	[I]:	Faceplate Height	10.19"
[E]:	Box Depth	3.73"	[J]:	Faceplate Depth	0.90"



Access BIM/Revit content through www.oatey.com



QUADTRO® WASHING MACHINE OUTLET BOXES TECHNICAL SPECIFICATION

PRODUCT SELECTOR

QUADTRO® WASHING MACHINE OUTLET BOXES

✓	Product Number	Description	Ctn. Qty.
	38311	¼ Turn, Hammer, Push Connect, Standard Pack	12
	38330	¼ Turn, Viega, No Hammer, Standard Pack	12
	38331	¼ Turn, Viega, Hammer, Standard Pack	12
	38338	¼ Turn, Viega, No Hammer, Contractor Pack	12
	38350	¼ Turn, Single Lever, Viega, Standard Pack	12
	38530	¼ Turn Brass Ball Valve – Copper Sweat – Standard Pack	12
	38531	¼ Turn Brass Ball Valve – CPVC – Standard Pack	12
	38532	¼ Turn Brass Ball Valve – ASTM F1807 PEX – Standard Pack	12
	38533	¼ Turn Brass Ball Valve – ASTM F1960 PEX – Standard Pack	12
	38535	Single Lever Ball Valve – Copper Sweat – Standard Pack	12
	38536	Single Lever Ball Valve – CPVC – Standard Pack	12
	38537	Single Lever Ball Valve – ASTM F1807 PEX – Standard Pack	12
	38538	Single Lever Ball Valve – ASTM F1960 PEX – Standard Pack	12
	38539	Single Lever Ball Valve – ASTM F1974 PEX – Standard Pack	12
	38540	¼ Turn Brass Hammer Ball Valve – Copper Sweat – Standard Pack	12
	38541	¼ Turn Brass Hammer Ball Valve – CPVC – Standard Pack	12
	38542	¼ Turn Brass Hammer Ball Valve – ASTM F1807 PEX – Standard Pack	12
	38543	¼ Turn Brass Hammer Ball Valve – ASTM F1960 PEX – Standard Pack	12
	38544	¼ Turn Brass Hammer Ball Valve – ASTM F1974 PEX – Standard Pack	12
	38545	Single Lever Hammer Ball Valve – Copper Sweat – Standard Pack	12
	38546	Single Lever Hammer Ball Valve – CPVC – Standard Pack	12
	38547	Single Lever Hammer Ball Valve – ASTM F1807 PEX – Standard Pack	12
	38548	Single Lever Hammer Ball Valve – ASTM F1960 PEX – Standard Pack	12
	38550	Plain Box – No Valves – Standard Pack	12
	38551	¼ Turn Brass Ball Valve – Compression – Standard Pack	12
	38552	Brass Boiler Drain Valve – Copper Sweat – Standard Pack	12
	38553	Brass Boiler Drain Valve with Screw Driver Stop – Copper Sweat – Standard Pack	12
	38554	North American Brass Boiler Drain Valve – Copper Sweat – Standard Pack	12
	38555	¼ Turn Brass Ball Valve – F2080 PEX – Standard Pack	12
	38556	¼ Turn Brass Ball Valve – 3/8" PEX – Standard Pack	12
	38560	¼ Turn Brass Ball Valve – Copper Sweat – Contractor Pack	12
	38561	¼ Turn Brass Ball Valve – CPVC – Contractor Pack	12
	38562	¼ Turn Brass Ball Valve – ASTM F1807 PEX – Contractor Pack	12
	38563	¼ Turn Brass Ball Valve – ASTM F1960 PEX – Contractor Pack	12