

VURSA SERIES SHOWER STALL

Oasis



50-INCH MODEL

SHFW-5038

Rough-In Dimensions

50" wide x 39-1/4" deep x 76-1/4" high (low profile dam)

Finished Dimensions

50" wide x 38" deep x 75" high (low profile dam)

Unit Features



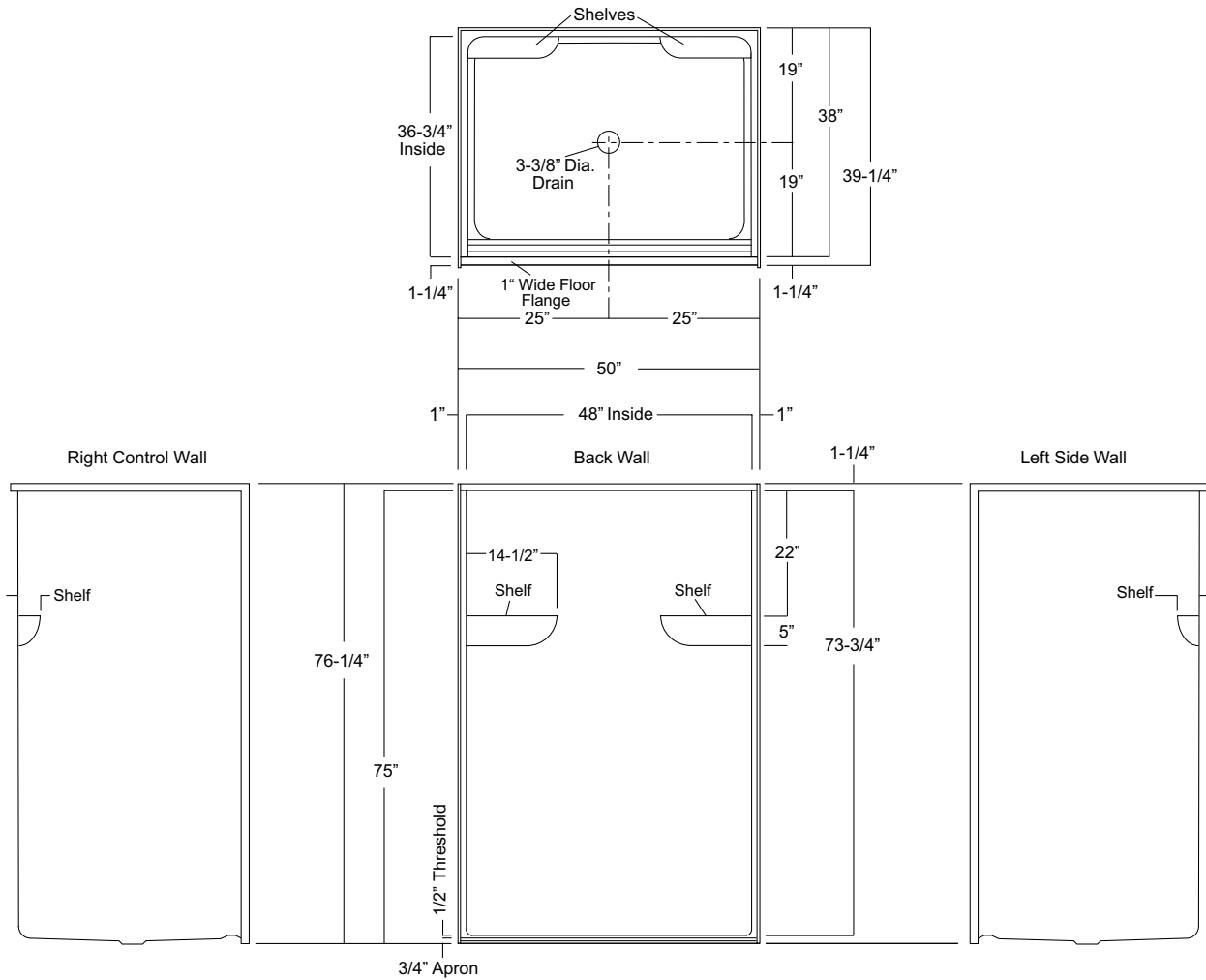
- One - Piece Fiberglass Composite Construction
- Sanitary Grade Polyester Gelcoat Surface
- 3-3/8" Dia. Center Drain (see following pages)
- 7/16" Threshold To Aid In Keeping Water Within Confines of Unit
- Contoured Threshold To Aid Entry And Exit
- 1" Floor Flange To Secure Unit Along Threshold
- Elevated Corner Accessory Ledges
- Flat Wall Design To Accommodate Grab Bar & Seat Applications
- Textured Floor Pattern

Special Notes

- Factory Applied Reinforcement Packages Available
- Factory Applied Bar Only and Bar & Seat Packages Available

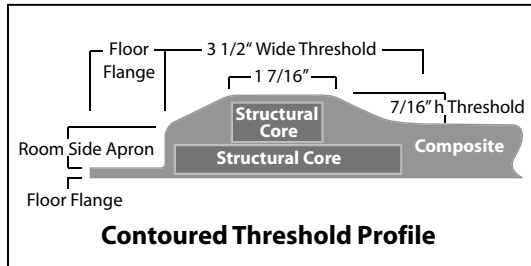
Order No.: SHFW-5038

50" x 38", one-piece gelcoated, flat-wall, fiberglass shower stall with 7/16-inch high maximum finished threshold, dual back wall shelves, and center drain. Flat wall design allows for the installation of grab bars and seat.



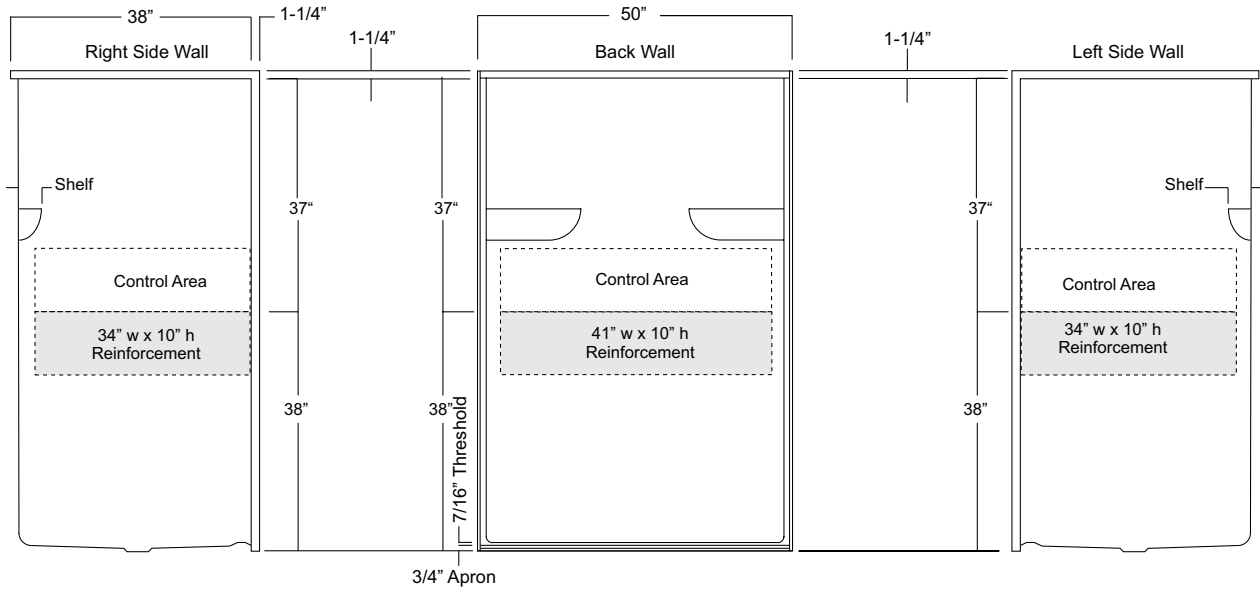
Package Order No.:

- | | | | |
|----------|----------------------------|--------------------------|---------------------------------------|
| Options: | SS Shower Rod (1*) | (order: ADD/SHWR ROD-TS) | Notes: (1*) Factory installed options |
| | SS Recessed Soap Dish (1*) | (order: SSD) | |
| | White, Ringless Curtain | (order: CRT-48-60) | |



Package Order No.: FH (Fair Housing wall reinforcement)

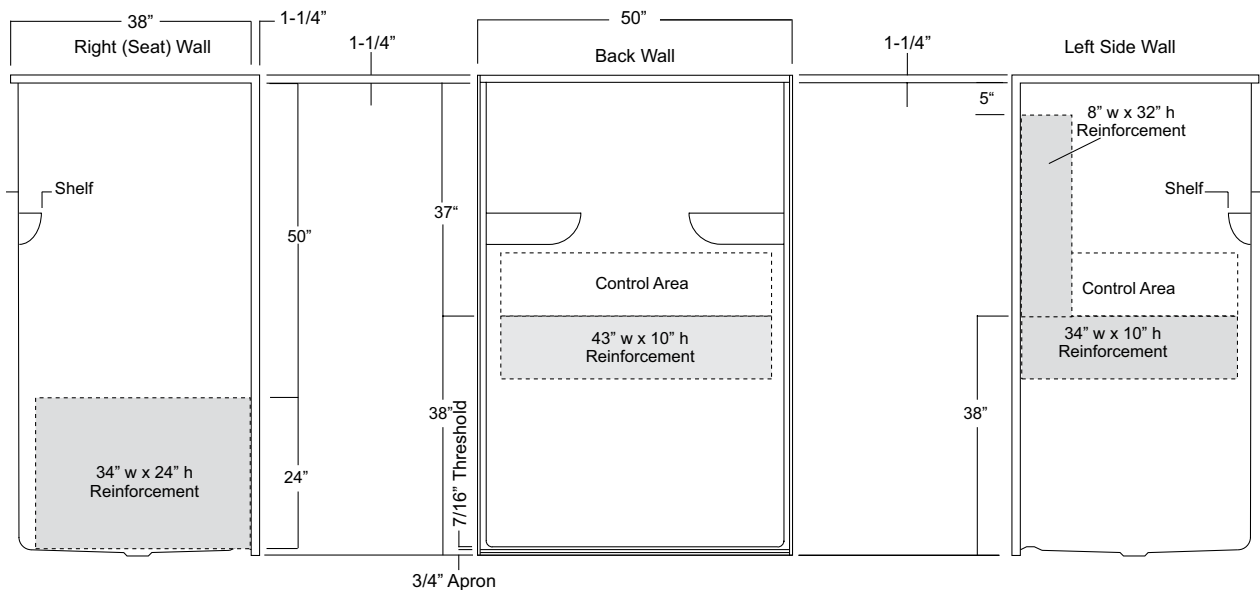
Package Includes: Factory applied, HUD-FHA compliant (Fair Housing), structurally reinforced wall areas (as shown) for the independent field application of bars.



Package Order No.: TLVRF-RS or LS (2-wall bar & RH or LH seat reinforcement)

Package Includes: Factory applied, ActivLife, structurally reinforced wall areas (as shown) for independent field application of bars and seat.

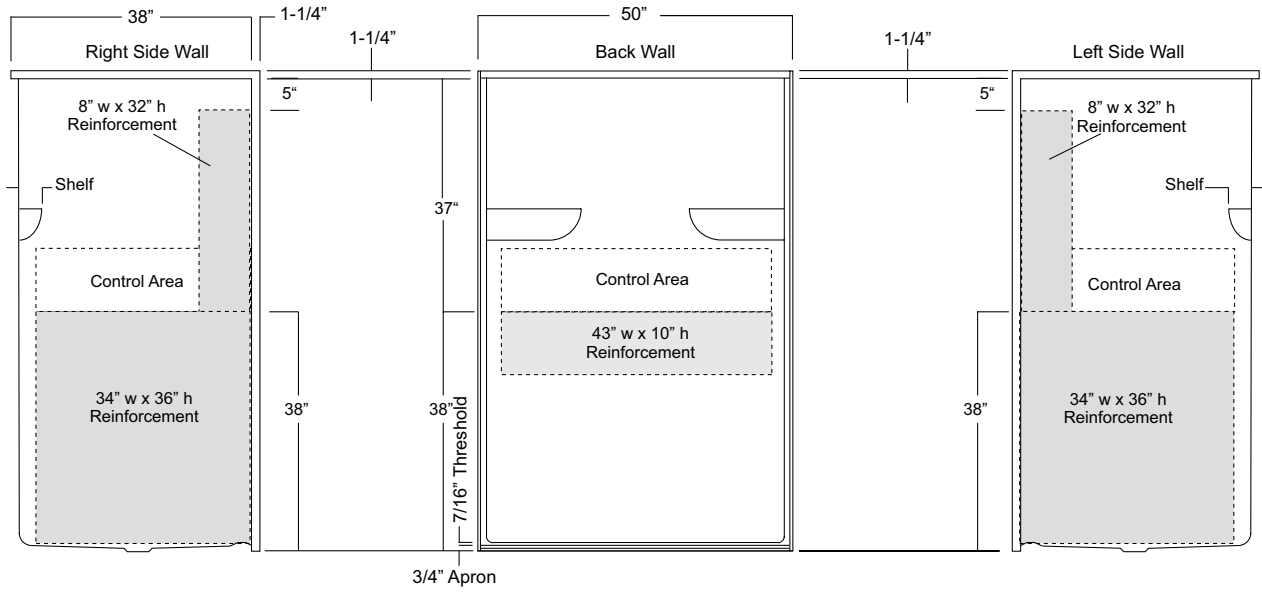
NOTE: "RS or LS" designates seat reinforcement wall.



Package Order No.: TLVRF-DS (3-wall bar & 2-wall seat reinforcement)

Package Includes: Factory applied, ActivLife, 3-wall horizontal and 2-wall vertical bar reinforcement, and 2-wall seat reinforcement exceeding (HUD/FHA) 'Fair Housing' requirements.

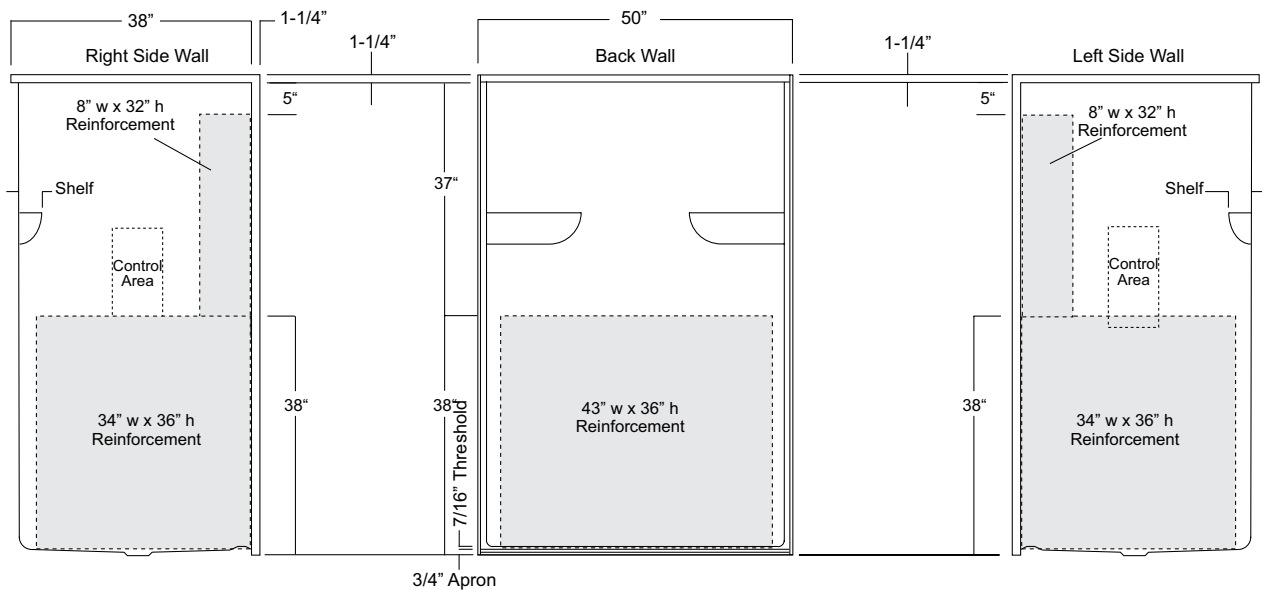
NOTE: Factory installed component packages available with listed reinforcement.



Package Order No.: 3SM (3-side, mid-level wall reinforcement)

Package Includes: Factory applied, ActivLife, 3-side, mid-level, structurally reinforced wall areas (as shown), exceeding 'Fair Housing' (HUD/FHA) requirements, for independent field application of bars and seat.

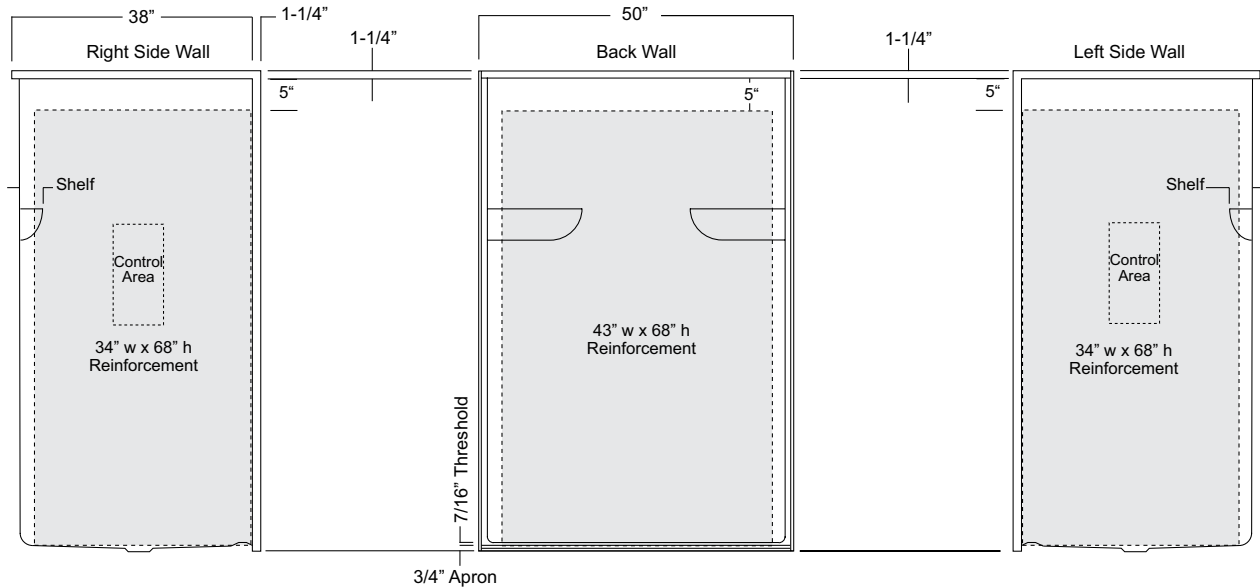
NOTE: Factory installed component packages available with listed reinforcement.



Package Order No.: 3SF (3-side, full-wall reinforcement)

Package Includes: Factory applied, ActivLife, 3-side, full-wrap, structurally reinforced wall areas (as shown), exceeding 'Fair Housing' (HUD/FHA) requirements, for the independent field application of bars.

NOTE: Factory installed component packages available with listed reinforcement.



Package Order No.: BP1-(R or L) (2-bar only package)

Upgrade Package No.: BP1-(R or L) WHT (1-1/4" dia., white powder coat, 2-bar only package)

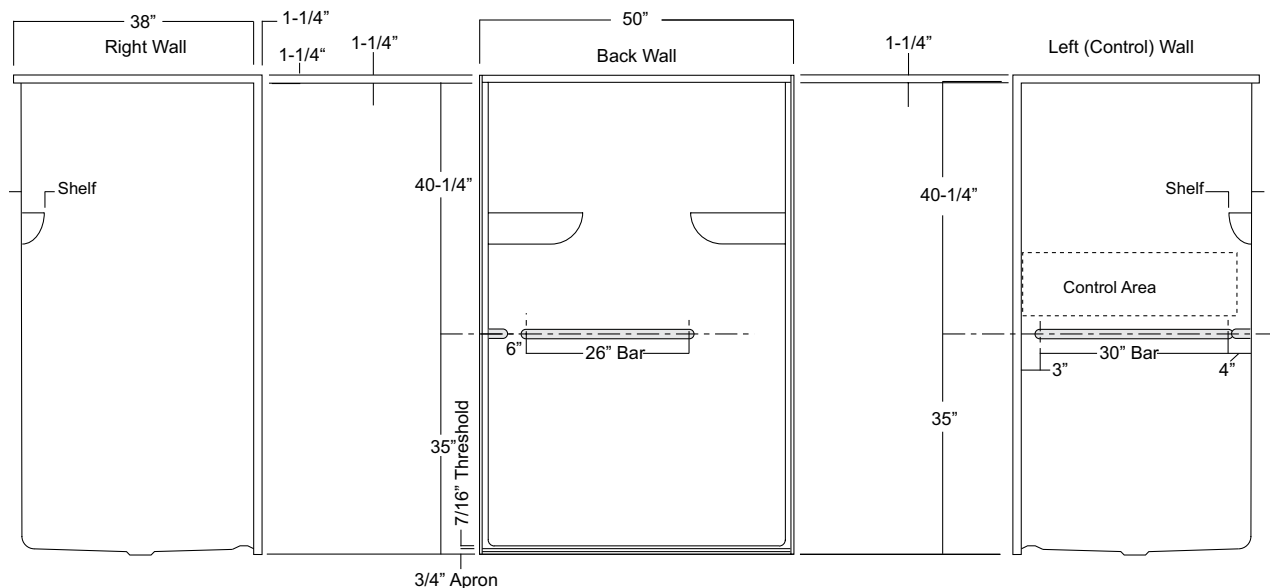
BP1-(R or L) OFW (1-1/4" dia., off-white powder coat, 2-bar only package)

BP1-(R or L) SNK (1-1/4" dia., satin nickel, 2-bar only package)

Package Includes: Factory installed, ActivLife, 1-1/2" dia. stainless steel, 2-bar package with basic reinforcement for components.

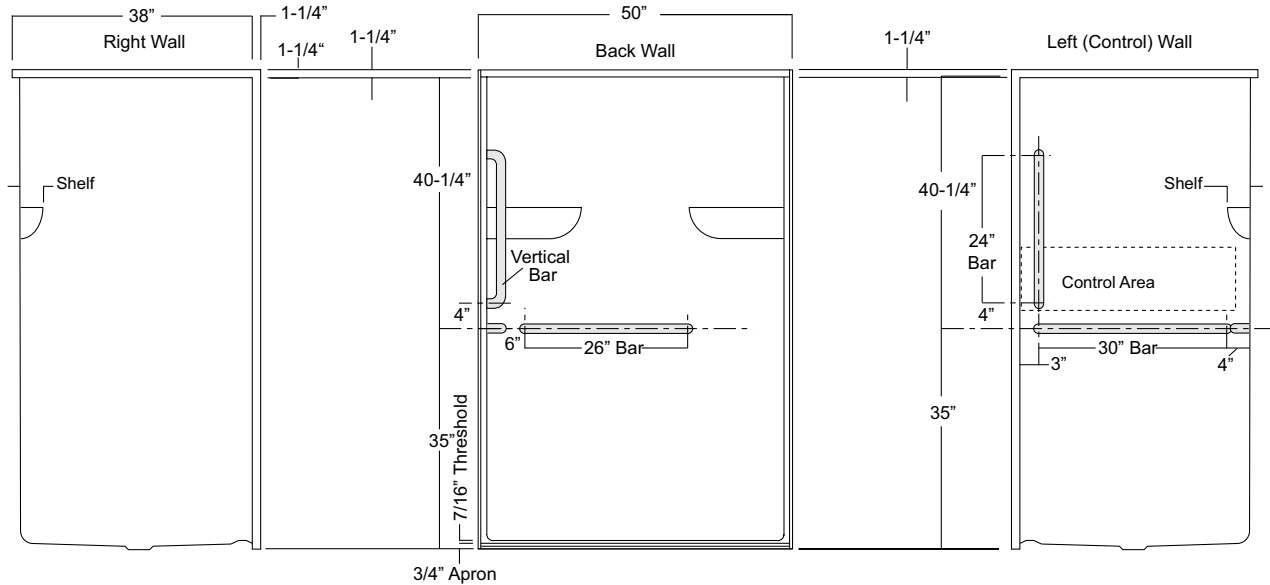
NOTE: Enhanced reinforcement available, see 3SM & 3SF packages.

NOTE: "R or L" designates RH or LH control wall.



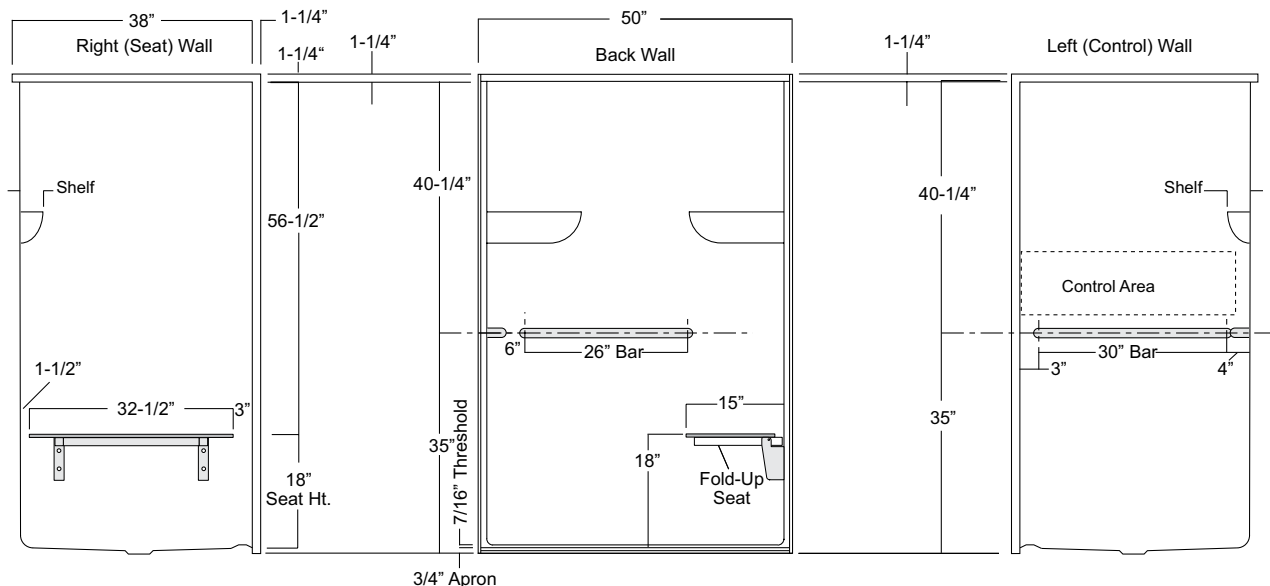
Package Order No.: BP2-(R or L) (3-bar only package)
Upgrade Package No.: BP2-(R or L) WHT (1-1/4" dia., white powder coat, 3-bar only package)
 BP2-(R or L) OFW (1-1/4" dia., off-white powder coat, 3-bar only package)
 BP2-(R or L) SNK (1-1/4" dia., satin nickel, 3-bar only package)

Package Includes: Factory installed, ActivLife, 1-1/2" dia. stainless steel, 3-bar package with basic reinforcement for components.
 NOTES: Enhanced reinforcement available, see 3SM & 3SF packages.
 "R or L" designates RH or LH control wall.



Package Order No.: TL-(RS or LS) (2-bar & folding seat package)
Upgrade Package No.: TL-(RS or LS) WHT (1-1/4" dia., white powder coat, 2-bar & folding seat package)
 TL-(RS or LS) OFW (1-1/4" dia., off-white powder coat, 2-bar & folding seat package)
 TL-(RS or LS) SNK (1-1/4" dia., satin nickel, 2-bar & folding seat package)

Package Includes: Factory installed, ActivLife, 1-1/2" dia. stainless steel, 2-bar and folding seat package with basic reinforcement for components.
 NOTES: Enhanced reinforcement available, see 3SM & 3SF packages.
 "RS or LS" designates seat wall.



Package Order No.: TLV-(RS or LS) (3-bar & folding seat package)
Upgrade Package No.: TLV-(RS or LS) WHT (1-1/4" dia., white powder coat, 3-bar & folding seat package)
 TLV-(RS or LS) OFW (1-1/4" dia., off-white powder coat, 3-bar & folding seat package)
 TLV-(RS or LS) SNK (1-1/4" dia., satin nickel, 3-bar & folding seat package)

Package Includes: Factory installed, ActivLife, 1-1/2" dia. stainless steel, 3-bar and folding seat package with basic reinforcement for components.

NOTES: Enhanced reinforcement available, see 3SM & 3SF packages.

"RS or LS" designates seat wall.

