


STYLLIS SERIES BATH

Oasis



Home Innovation
LAB CERTIFIED™



60-INCH WIDE MODEL



BA-6042 (Splash, Tile Flange, Full Apron)

BA-IF-6042 (Splash, Tile Flange, Partial Apron)

Rough-In Dimensions	BA-6042 BA-IF-6042	60" wide x 43-1/4" deep x 25" high (w/ 18-1/4-inch apron)
---------------------	-----------------------	---

Finished Dimensions	BA-6042 BA-IF-6042	60" wide x 42" deep x 23-3/4" high (w/ 18-1/4-inch apron)
---------------------	-----------------------	---

Unit Features

- Sanitary Grade Polyester Gelcoat Surface
- 2" Dia. RH or LH Drain (see reverse side for location)
- 2-1/2" Dia. Overflow (see reverse side for location)
- "BA" Model: Integral Tile Flange & Full Apron
- "BA-IF" Model: Integral Tile Flange & Partial Apron
- Contoured Neck Rest
- Extra Deep Bathing Sump
- Pre-Leveled Block Base System (IF version)
- Balsa Wood Core Floor Structure
- Textured Floor Pattern

Special Notes

- Optional ABF Model (provides 3-1/2-inches of drain clearance)
- Whirlpool Systems Available (see reverse side for details)
- UL Listed Whirlpool Systems
- Available Whirlpool System & Removable Apron Access Panel Package (BA model)

Unit / System Order Number

Gelcoat: BA-6042 R/L	BA-IF-6042 R/L
BA-6042 R/L / ABF	BA-IF-6042 R/L / ABF
BA-6042 R/L / 6P (Builder System)	BA-IF-6042 R/L / 6P (Builder System)
BA-6042 R/L / 6P / APG-5412 (Builder System)	BA-IF-6042 R/L / ABF / 6P (Builder System)
BA-6042 R/L / ABF / 6P (Builder System)	BA-IF-6042 R/L / CWS (Carress System)
BA-6042 R/L / ABF / 6P / APG-5412 (Builder System)	BA-IF-6042 R/L / ABF / CWS (Carress System)
BA-6042 R/L / CWS (Carress System)	
BA-6042 R/L / CWS / APG-5412 (Carress System)	
BA-6042 R/L / ABF / CWS (Carress System)	
BA-6042 R/L / ABF / CWS / APG-5412 (Carress System)	

System Trim

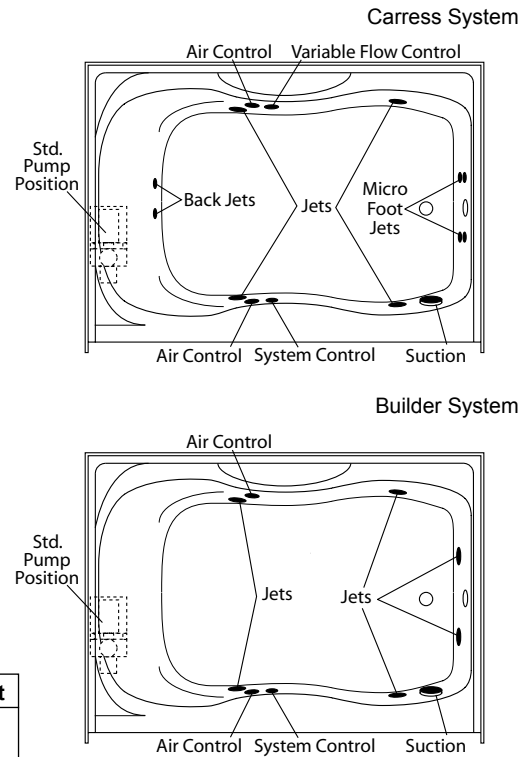
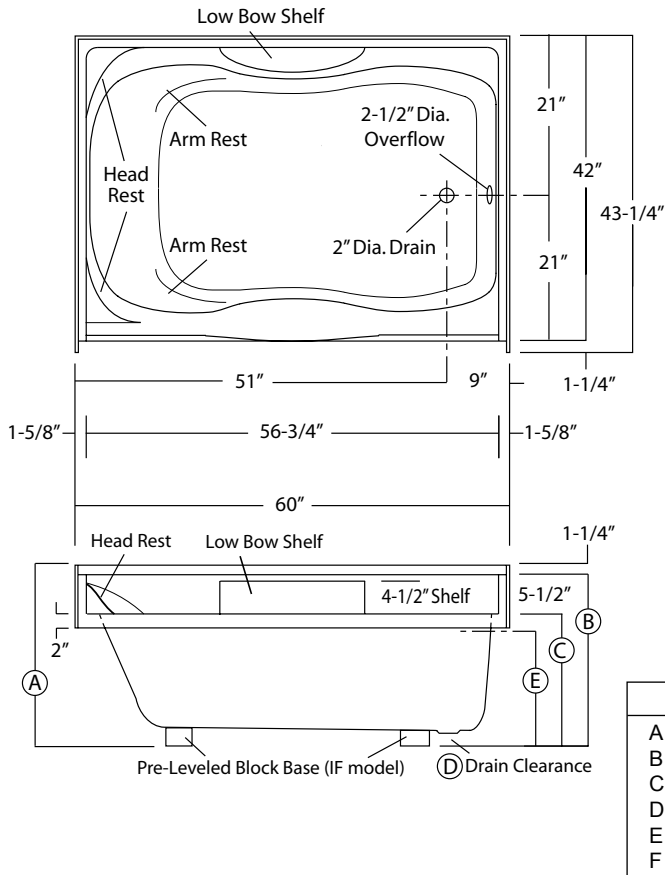
Standard 6P & CWS Trim (order code): White trim on White unit (WHT) - Bone trim on Bone unit (BON) - Biscuit trim on Biscuit unit (BSC)

Order Number / Description

- CWS** *Carress System* includes: 4-Adjustable side jets, 4, micro rotating foot jets (stacked), 2-micro pulse back jets, variable flow control, twin air controls, electronic system control, and a 13.0 amp pump/motor.
- CWS/APG-5412:** *Carress System* (as noted above) PLUS front access with removable apron panel (BA model only).
- Options: In-Line Heater (1*) (order: ILH-STR)
 Ozone Generator (1*) (order: OZG)
 Chromatherapy Pkg (1*, 2*) (order: CLT)
 Water Level Sensor (1*, 2*) (order: LWV)
 Trim Upgrade (1*)
 Chrome (order: CWS-CHR)
 Brushed (Satin) Nickel (order: CWS-SNK)

Order Number / Description

- 6P:** *Builder System* includes: 6-Adjustable jets, twin air controls, pneumatic system control, and 5.50 amp pump/motor.
- 6P/APG-5412:** *Builder System* (as noted above) PLUS front access with removable apron panel (BA model only).
- Options: In-Line Heater (1*) (order: ILH)
 Ozone Generator (1*) (order: OZG)
- Notes: (1*) Factory installed options
 (2*) Includes system control upgrade



BA-IF-6042R (illustrated)
 (full apron extends down to room floor)
 Sump Dimensions: 50" long x 29-3/4" wide x 15-3/4" deep
 Sump Capacity: 72 gal. (unoccupied - to overflow)
 Whirlpool Operating: 52 gal.

Photographic images may include optional components and appear different than actual product.
 Dimensions shown are maximum. Due to the nature of the materials involved, actual unit dimensions can vary (tolerances: +/-1/8 inch)
 Oasis reserves the right to modify or discontinue product and/or associated equipment without prior written or verbal notification or obligation.