

Carbon Steel Ball Valves

Three-Piece Body • Full Port • Cast ISO Mounting Pad •
Blowout-Proof Stem • 316 SS Trim • Vented Ball

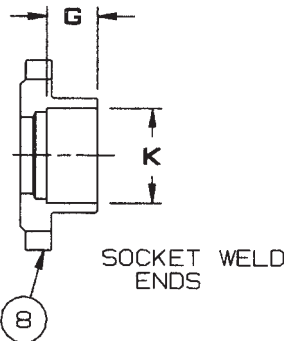
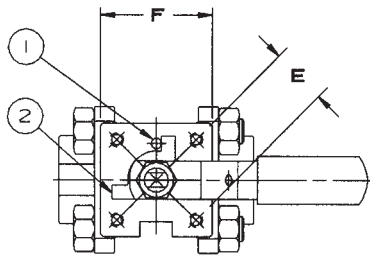
1000 PSI/69 bar non-shock cold working pressure*

CONFORMS TO MSS SP-110

MATERIAL LIST

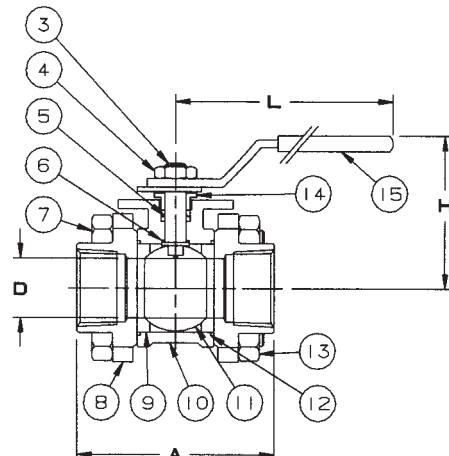
PART	SPECIFICATION
1. Stop Pin	Stainless Steel ASTM A 276 Type 304
2. Stop Plate	Carbon Steel ASTM A 283
3. Stem	Stainless Steel ASTM A 276 Type 316
4. Handle Nut	Carbon Steel A 283
5. Stem Packing (1 Set)	Carbon Filled PTFE
6. Thrust Washer	Carbon Filled PTFE
7. Cap Bolt (4)	Carbon Steel ASTM A 193 Grade B7
8. Body Ends (2)	Carbon Steel ASTM A 216 Grade WCB
9. Seat (2)	Reinforced PTFE
10. Body	Carbon Steel ASTM A 216 Grade WCB
11. Ball (Vented)	Stainless Steel ASTM A 276 Type 316 or ASTM A 351 Type CF8M
12. Union Seal (2)	Reinforced PTFE
13. Cap Nut (4)	Carbon Steel A 283
14. Threaded Pack Gland	Carbon Steel ASTM A 108 Type 1045
15. Handle	Carbon Steel ASTM A 283

NOTE: valves are static grounded by thrust washer and packing.



TM-595-CS-R-66
Threaded
ISO Mount Pad

KM-595-CS-R-66
Socket Weld (1/2"-2")
ISO Mount Pad



TM or KM-595-CS-R-66
NPT x NPT or SOC x SOC

DIMENSIONS—WEIGHTS—QUANTITIES

Size	Dimensions										ISO 5211	TM or KM-595-CS-R-66		Master Ctn. Qty.
	A	D	E	F	G	K	H	L	Lbs.	Kg.				
In. mm.	In. mm.	In. mm.	In. mm.	In. mm.	In. mm.	In. mm.	In. mm.	In. mm.	In. mm.	In. mm.				
1/4	8 2.49 63	.34 9	.71 18	1.42 36	— —	— —	2.36 60	4.17 106	F03	1.00	.45	10		
3/8	10 2.49 63	.34 9	.71 18	1.42 36	— —	— —	2.36 60	4.17 106	F03	1.00	.45	10		
1/2	15 2.76 70	.56 14	.71 18	1.42 36	.38 10	.87 22	2.36 60	4.17 106	F03	1.20	.54	10		
3/4	20 3.03 77	.83 21	.83 21	1.65 42	.50 13	1.08 27	2.83 72	5.04 128	F04	1.90	.86	10		
1	25 3.63 92	1.00 25	.83 21	1.65 42	.50 13	1.34 34	3.07 78	5.04 128	F04	2.90	1.31	8		
1 1/4	32 4.14 105	1.25 32	.98 25	1.97 50	.50 13	1.69 43	3.35 85	7.83 199	F05	4.30	1.93	5		
1 1/2	40 4.73 120	1.50 38	.98 25	1.97 50	.50 13	1.93 49	3.66 93	7.83 199	F05	6.00	2.70	5		
2	50 5.43 138	1.97 50	.98 25	1.97 50	.62 16	2.42 61	4.09 104	7.83 199	F05	9.50	4.28	2		

◆ For detailed operating pressure, refer to pressure temperature chart on pages 71 and 72.

Visit our website for the most current information.