

# Lead-Free PRO-Stop® Quarter-Turn Supply Stops

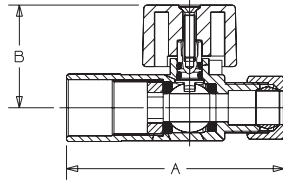
Pressure Rating: 125 PSI Non-Shock Cold Working Pressure



NIBCO PRO-Stop Supply Stops are specifically designed for use in applications that deliver water for human consumption; this includes commercial as well as residential construction.

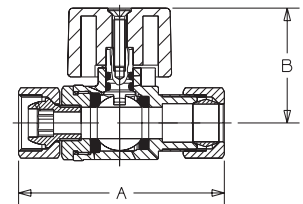
## MATERIAL LIST

PART	SPECIFICATION
BODY / BODY END	DZR COPPER ALLOY CHROME PLATED
RETAINER	DZR COPPER ALLOY
STEM	DZR COPPER ALLOY
BALL	DZR COPPER ALLOY CHROME PLATED
COMPRESSION NUT	BRASS – CHROME PLATED
FERRULE	BRASS
O-RING	EPDM
HANDLE	ABS – CHROME PLATED
SCREW	STAINLESS STEEL



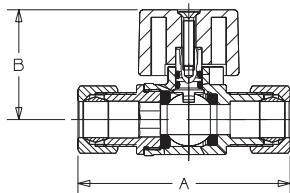

**7120-LF** ⚠️

DESCRIPTION	Inlet x Outlet	DIMENSIONS		APPROX. NET WT.
		A	B	
<b>STRAIGHT PATTERN</b> Solder x Compression	1/2 x 1/2 OD	2.73"	1.15"	.212 lb
	1/2 x 3/8 OD	2.44"	1.15"	.172 lb



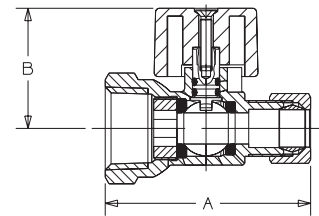
**7140F-LF** ⚠️

DESCRIPTION	Inlet x Outlet	DIMENSIONS		APPROX. NET WT.
		A	B	
<b>STRAIGHT PATTERN</b> Female Comp x Compression	3/8 ODF x 3/8 OD	2.09"	1.15"	.170 lb



**7140-LF** ⚠️

DESCRIPTION	Inlet x Outlet	DIMENSIONS		APPROX. NET WT.
		A	B	
<b>STRAIGHT PATTERN</b> Compression x Compression	5/8 OD x 1/2 OD	2.62"	1.15"	.252 lb
	5/8 OD x 3/8 OD	2.34"	1.15"	.213 lb
	5/8 OD x 1/4 OD	2.28"	1.15"	.205 lb
	1/2 OD x 1/2 OD	2.73"	1.15"	.245 lb
	1/2 OD x 3/8 OD	2.50"	1.15"	.207 lb
	3/8 OD x 3/8 OD	2.22"	1.15"	.170 lb



**7150-LF** ⚠️

DESCRIPTION	Inlet x Outlet	DIMENSIONS		APPROX. NET WT.
		A	B	
<b>STRAIGHT PATTERN</b> FIP x Compression	1/2 x 1/2 OD	2.28"	1.21"	.228 lb
	1/2 x 3/8 OD	2.09"	1.21"	.197 lb
	3/8 x 3/8 OD	2.01"	1.15"	.160 lb



**WARNING:** This product can expose you to chemicals including lead, which is known to the State of California to cause cancer and birth defects or other reproductive harm. For more information go to [www.P65Warnings.ca.gov](http://www.P65Warnings.ca.gov).

LEAD-FREE: Weighted average lead content ≤ 0.25%

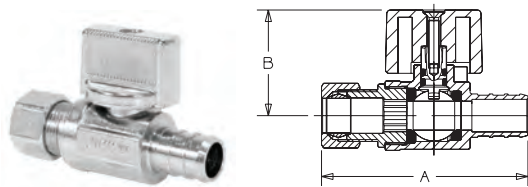
# Lead-Free PRO-Stop® Quarter-Turn Supply Stops

Pressure Rating: 125 PSI Non-Shock Cold Working Pressure



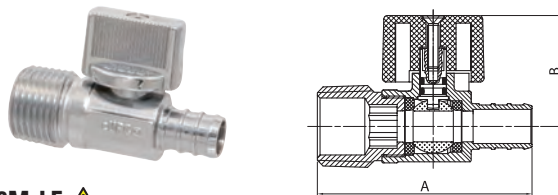
NIBCO PRO-Stop Supply Stops are specifically designed for use in applications that deliver water for human consumption; this includes commercial as well as residential construction.

MATERIAL LIST	
PART	SPECIFICATION
BODY / BODY END	DZR COPPER ALLOY CHROME PLATED
STEM	DZR COPPER ALLOY
BALL	DZR COPPER ALLOY CHROME PLATED
COMPRESSION NUT	BRASS – CHROME PLATED
FERRULE	BRASS
O-RING & GASKET	EPDM
TRANSITION TAILPIECE	CPVC
HANDLE	ABS – CHROME PLATED
SCREW	STAINLESS STEEL



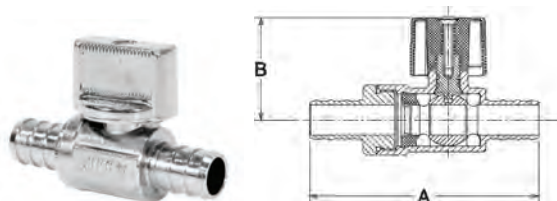
**7160-LF** ⚠

DESCRIPTION	Inlet x Outlet	DIMENSIONS		APPROX. NET WT.
		A	B	
STRAIGHT PATTERN PEX x Compression	1/2 x 3/8 OD	2.24"	1.15"	.152 lb
	1/2 x 1/4 OD	2.27"	1.15"	.153 lb



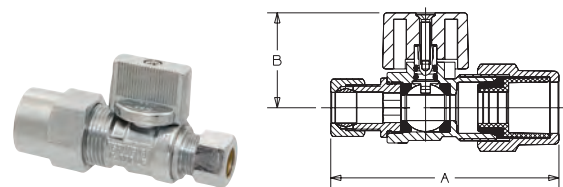
**7160M-LF** ⚠

DESCRIPTION	Inlet x Outlet	DIMENSIONS		APPROX. NET WT.
		A	B	
STRAIGHT PATTERN PEX x MIP	1/2 x 1/2	2.22"	1.15"	.159 lb



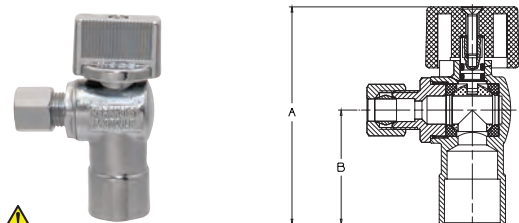
**7160PEX-LF** ⚠

DESCRIPTION	Inlet x Outlet	DIMENSIONS		APPROX. NET WT.
		A	B	
STRAIGHT PATTERN PEX x PEX	1/2 x 1/2	2.26"	1.15"	.134 lb



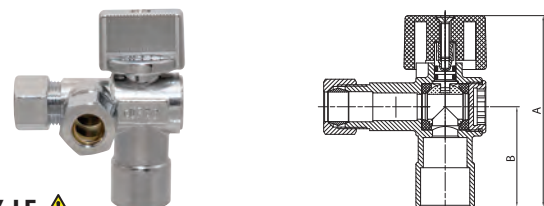
**7170-LF** ⚠

DESCRIPTION	Inlet x Outlet	DIMENSIONS		APPROX. NET WT.
		A	B	
STRAIGHT PATTERN CPVC x Compression	1/2 x 3/8 OD	2.80"	1.17"	.262 lb



**7125-LF** ⚠

DESCRIPTION	Inlet x Outlet	DIMENSIONS		APPROX. NET WT.
		A	B	
ANGLE PATTERN Solder x Compression	1/2 x 1/2 OD	2.46"	1.29"	.220 lb
	1/2 x 3/8 OD	2.46"	1.29"	.185 lb
	1/2 x 1/4 OD	2.46"	1.29"	.182 lb



**7125DX-LF** ⚠

DESCRIPTION	Inlet x Outlet	DIMENSIONS		APPROX. NET WT.
		A	B	
DUAL OUTLET ANGLE PATTERN Solder x Comp x Comp	1/2 x 3/8 OD x 3/8 OD	2.44"	1.28"	.237 lb

**⚠ WARNING:** This product can expose you to chemicals including lead, which is known to the State of California to cause cancer and birth defects or other reproductive harm. For more information go to [www.P65Warnings.ca.gov](http://www.P65Warnings.ca.gov).

LEAD-FREE: Weighted average lead content ≤ 0.25%

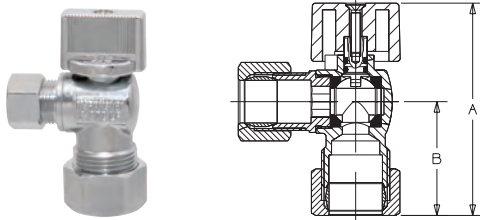
# Lead-Free PRO-Stop® Quarter-Turn Supply Stops

Pressure Rating: 125 PSI Non-Shock Cold Working Pressure



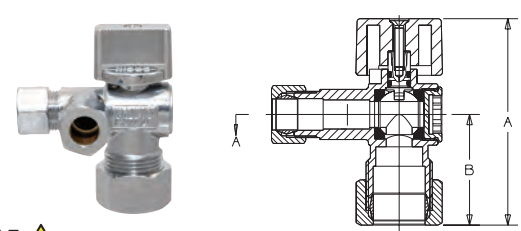
NIBCO PRO-Stop Supply Stops are specifically designed for use in applications that deliver water for human consumption; this includes commercial as well as residential construction.

MATERIAL LIST	
PART	SPECIFICATION
BODY / BODY END	DZR COPPER ALLOY CHROME PLATED
RETAINER	DZR COPPER ALLOY
STEM	DZR COPPER ALLOY
BALL	DZR COPPER ALLOY CHROME PLATED
COMPRESSION NUT	BRASS – CHROME PLATED
FERRULE	BRASS
O-RING	EPDM
HANDLE	ABS – CHROME PLATED
SCREW	STAINLESS STEEL



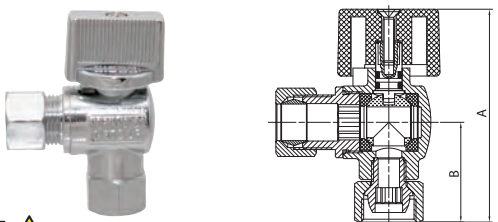
**7145-LF** ⚠️

DESCRIPTION	Inlet x Outlet	DIMENSIONS		APPROX. NET WT.
		A	B	
<b>ANGLE PATTERN</b> Compression x Compression	5/8 OD x 1/2 OD	2.50"	1.33"	.261 lb
	5/8 OD x 3/8 OD	2.50"	1.33"	.224 lb
	5/8 OD x 1/4 OD	2.50"	1.33"	.224 lb
	1/2 OD x 1/2 OD	2.50"	1.33"	.245 lb
	1/2 OD x 3/8 OD	2.50"	1.33"	.205 lb
	3/8 OD x 3/8 OD	2.23"	1.06"	.171 lb



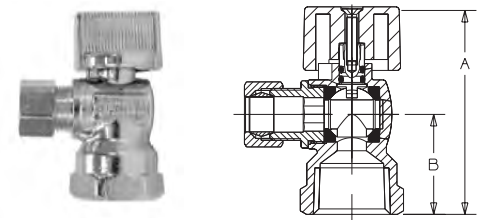
**7145DX-LF** ⚠️

DESCRIPTION	Inlet x Outlet	DIMENSIONS		APPROX. NET WT.
		A	B	
<b>DUAL OUTLET ANGLE PATTERN</b> Comp x Comp x Comp	5/8 OD x 3/8 OD x 3/8 OD	2.51"	1.35"	.284 lb
	5/8 OD x 3/8 OD x 1/4 OD	2.51"	1.35"	.287 lb



**7145F-LF** ⚠️

DESCRIPTION	Inlet x Outlet	DIMENSIONS		APPROX. NET WT.
		A	B	
<b>ANGLE PATTERN</b> Female Comp x Compression	3/8 ODF x 3/8 OD	2.19"	1.03"	.176 lb



**7155-LF** ⚠️

DESCRIPTION	Inlet x Outlet	DIMENSIONS		APPROX. NET WT.
		A	B	
<b>ANGLE PATTERN</b> FIP x Compression	1/2 x 1/2 OD	2.25"	1.08"	.246 lb
	1/2 x 3/8 OD	2.25"	1.08"	.209 lb
	1/2 x 1/4 OD	2.25"	1.08"	.207 lb
	3/8 x 3/8 OD	2.15"	.980"	.177 lb

**⚠️ WARNING:** This product can expose you to chemicals including lead, which is known to the State of California to cause cancer and birth defects or other reproductive harm. For more information go to [www.P65Warnings.ca.gov](http://www.P65Warnings.ca.gov).

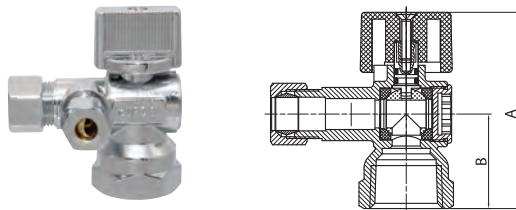
LEAD-FREE: Weighted average lead content ≤ 0.25%

# Lead-Free PRO-Stop® Quarter-Turn Supply Stops

Pressure Rating: 125 PSI Non-Shock Cold Working Pressure

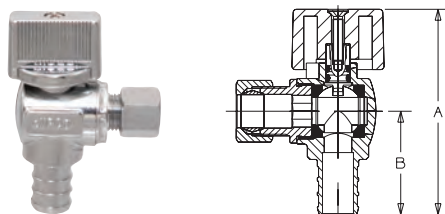


NIBCO PRO-Stop Supply Stops are specifically designed for use in applications that deliver water for human consumption; this includes commercial as well as residential construction.



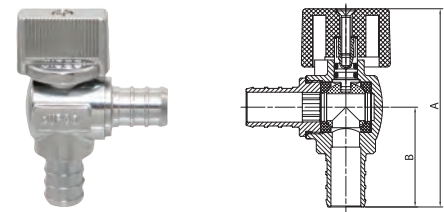
**7155DX-LF** ⚠

DESCRIPTION	Inlet x Outlet	DIMENSIONS		APPROX. NET WT.
		A	B	
<b>DUAL OUTLET ANGLE PATTERN</b> FIP x Comp x Comp	1/2 x 3/8 OD x 3/8 OD	2.25"	1.08"	.260 lb
	1/2 x 3/8 OD x 1/4 OD	2.25"	1.08"	.263 lb



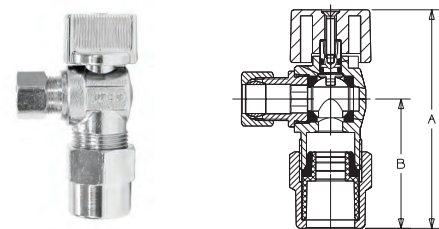
**7165-LF** ⚠

DESCRIPTION	Inlet x Outlet	DIMENSIONS		APPROX. NET WT.
		A	B	
<b>ANGLE PATTERN</b> PEX x Compression	1/2 x 3/8 OD	2.35"	1.18"	.164 lb
	1/2 x 1/4 OD	2.35"	1.18"	.165 lb



**7165PEX-LF** ⚠

DESCRIPTION	Inlet x Outlet	DIMENSIONS		APPROX. NET WT.
		A	B	
<b>ANGLE PATTERN</b> PEX x PEX	1/2 x 1/2	2.35"	1.18"	.148 lb



**7175-LF** ⚠

DESCRIPTION	Inlet x Outlet	DIMENSIONS		APPROX. NET WT.
		A	B	
<b>ANGLE PATTERN</b> CPVC x Compression	1/2 x 3/8 OD	2.85"	1.69"	.279 lb

## MATERIAL LIST

PART	SPECIFICATION
BODY / BODY END	DZR COPPER ALLOY CHROME PLATED
STEM	DZR COPPER ALLOY
BALL	DZR COPPER ALLOY CHROME PLATED
COMPRESSION NUT	BRASS – CHROME PLATED
FERRULE	BRASS
O-RING & GASKET	EPDM
TRANSITION TAILPIECE	CPVC
HANDLE	ABS – CHROME PLATED
SCREW	STAINLESS STEEL



**WARNING:** This product can expose you to chemicals including lead, which is known to the State of California to cause cancer and birth defects or other reproductive harm. For more information go to [www.P65Warnings.ca.gov](http://www.P65Warnings.ca.gov).

LEAD-FREE: Weighted average lead content ≤ 0.25%