


H-774xW Series

Chrome-Plated DZR Bronze Thermostatic Mixing Valve
w/ Integral Check Valves, Elbow & Tee Fittings
Factory Preset at 120°F
For Point-of-Use (Single Fixture)
Outlet Temperature Range 95°- 120°F

Certifications

Certified to NSF/ANSI 61 & 372 ASSE 1070
Lead-Free



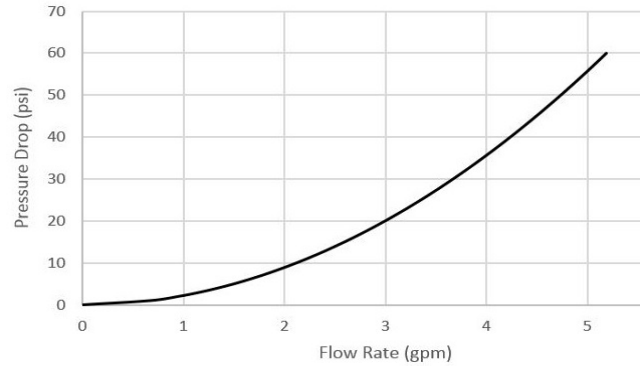
NO.	DESCRIPTION	MATERIAL
1	Cap Screw	Stainless Steel
2	Cap	Plastic
3	Locking Nut	Brass
4	End Cap	Brass
5	O-Ring	EPDM
6	Adjustment Spindle	Brass
7	O-Ring	EPDM
8	Shuttle	Plastic
9	O-Ring	EPDM
10	Element	Wax Filled Copper
11	Spring	Stainless Steel
12	Body	Bronze (15% or less Zinc)
13	Check Valve	Plastic
14	Strainer	Stainless Steel
15	Mounting Bracket	Plastic
16	Hot Inlet Elbow Fitting	Brass
17	Cold Inlet Tee Fitting	Brass
18	Gauge Fitting	Brass

Outlet temperature range	95–120°F (35–48.9°C)
Hot supply temperature range	120–180°F (48.9–82.2°C)
Cold supply temperature range	39–80°F (3.9–26.7°C)
Temperature stability (nominal)	± 5°F ¹ (± 2.8°C)
Temperature differential (between hot supply and outlet temperature)	10°F ² (5.6°C)
Maximum working pressure (inlet)	150 psi (10.3 bar)
Permitted inlet supply pressure variation	± 20% ³
Flow rate @ 45 psi pressure loss	4.5 gpm
Flow rate, minimum	0.25 gpm

1. As tested in accordance with ASSE 1070

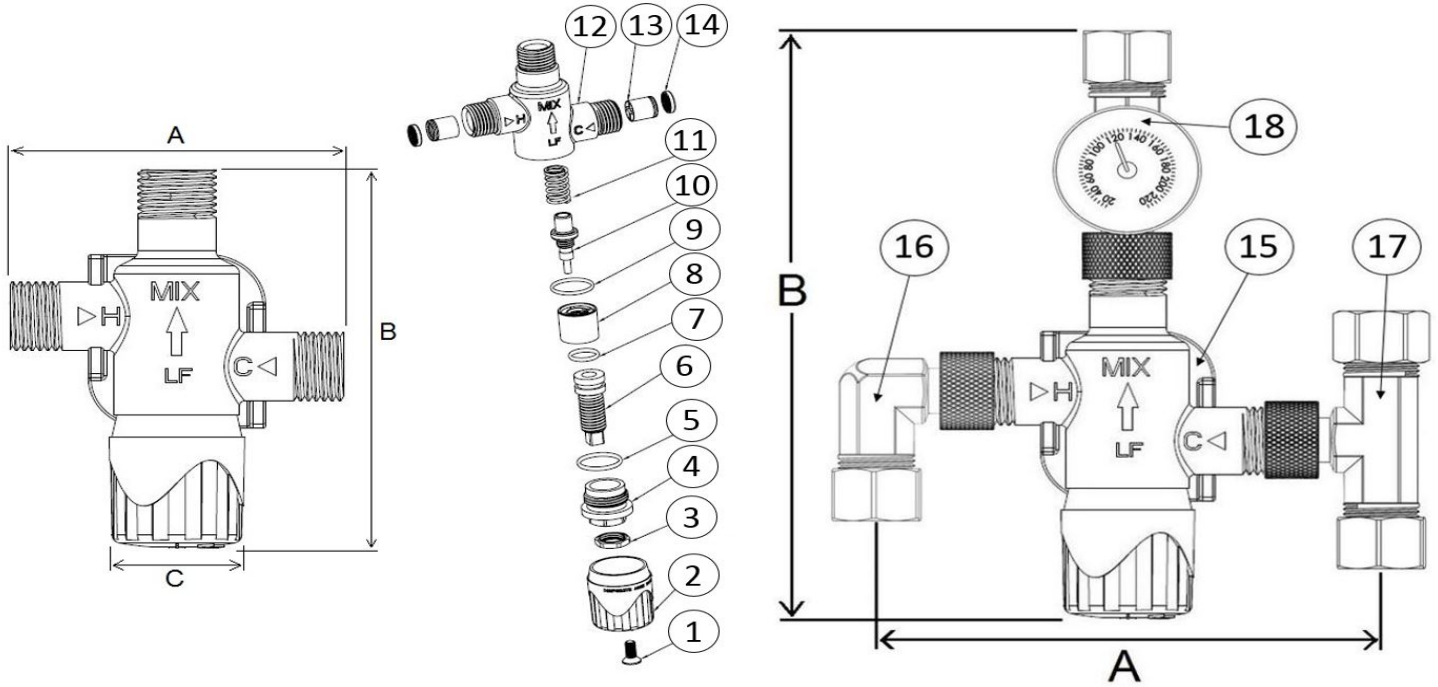
2. This is the minimum difference required between the valve outlet temperature and the hot supply temperature to enable the valve to function correctly and ensure shut-off of outlet flow in the event of cold supply failure.

3. Maximum permitted variation between the supply pressures in order to control the outlet temperature within ± 5°F. Excessive changes in supply pressures may cause changes in outlet temperature.



WARNING: Cancer and Reproductive Harm. www.P65Warnings.ca.gov

H-774xW Spec Sheet.xlsmspec_11/6/2019



Designed for residential or commercial use. Body (H-77401W) certified by IAPMO to ASSE 1070. NSF/ANSI 61 & 372 certifications apply to body (H-77401W), elbow, tee and cap set (H-7-7201x) and gauge (H-33000W).

ITEM#	Description	Connection Type	SIZE (In)	Pressure Rating	Max Temp	A	B	C
H-77401W	3/8 COMP CP LF BRZ TMV W/CHECK	Compression	3/8	150 PSI CWP Max	180°F Max	2.54	3.29	1.00
H-77401W-TG	3/8 CMP CP LF BRZ TMV W/ CK & GAUGE	Compression	3/8	150 PSI CWP Max	180°F Max	2.54	5.13	1.00
H-77411W	3/8 CMP LF BRZ TMV W/ CK & FTNGS	Compression	3/8	150 PSI CWP Max	180°F Max	3.80	3.29	1.00
H-77411W-TG	3/8 CMP LF BRZ TMV w/ CK - FTNGS & GAUGE	Compression	3/8	150 PSI CWP Max	180°F Max	3.80	5.13	1.00



WARNING: Cancer and Reproductive Harm. www.P65Warnings.ca.gov