

B3X 6036 Acrylic Corner Right Shower Base

Model number:	420033
---------------	--------

Dimensions:	59.875" x 35.875" x 4"	Installation:	Material:	Acrylic
-------------	------------------------	---------------	-----------	---------



Standard Features:

- 3 1/4 in. threshold acrylic shower base with square center drain
- Optimized floor design improving showering space
- Available with Stabili-T anti-slip bottom meeting ADA, ANSI or CSA requirements
- 2 1/2 in. high tiling flanges to ensure watertightness
- Integrated weep holes providing superior water management
- Square chrome grid and drain included (ABS or PVC available)


Product characteristics:


- Made in North America
- Integrated Weep Holes
- Recommended for Tile Applications Only


Warranty:

25 Years

Standard Colors:


White (001)


Bone (004)


Biscuit (007)

Certifications

MAAX products adhere to one or more of the following certifications:



Recommended products (Visit our website for a complete list of our recommended products)

No	Description
<input type="checkbox"/> 136675	Reveal 71 Return Panel for 36 in. Base
<input type="checkbox"/> 136672	Reveal 71 56-59 x 71 ½ in. 8mm Pivot Shower Door for Alcove Installation
<input type="checkbox"/> 137311	Return Panel 74 Return Panel for 36 in. Base

B3X 6036 Acrylic Corner Right Shower Base

Model number:

420033

Dimensions: 59.875" x 35.875" x 4"

Installation:

Material: Acrylic

Dimensions

60 x 36 x 4 In.
(1521 x 911 x 102 mm)

Weight

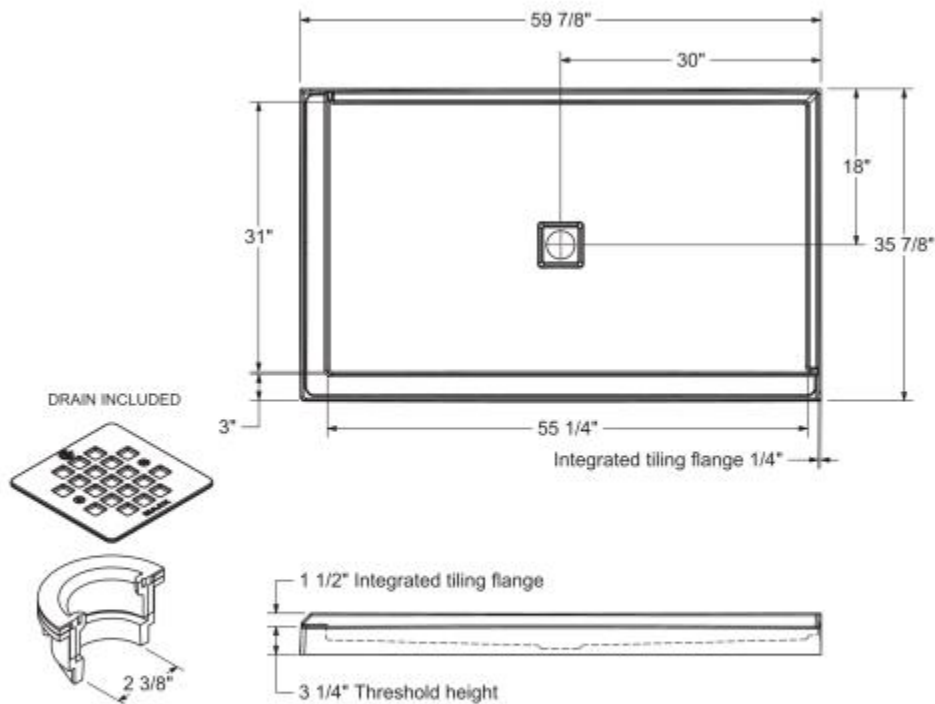
62 lbs - 28.12 kg

Shape

Rectangular

Drain location:

Center



All dimensions are approximate. Structure measurements must be verified against the unit to ensure proper fit.

Project: _____

Contractor: _____

Representative: _____

Date: _____

Tel: _____

Notes: _____
