

# B3X 6036 Acrylic Corner Left Shower Base

**Model number:**

420032

**Dimensions:** 59.875" x 35.875" x 4"

**Installation:**

**Material:** Acrylic



## Standard Features:

- 3 1/4 in. threshold acrylic shower base with square center drain
- Optimized floor design improving showering space
- Available with Stabili-T anti-slip bottom meeting ADA, ANSI or CSA requirements
- 2 1/2 in. high tiling flanges to ensure watertightness
- Integrated weep holes providing superior water management
- Square chrome grid and drain included (ABS or PVC available)

## Product characteristics:

- Made in North America
- Integrated Weep Holes
- Recommended for Tile Applications Only

## Warranty:

25 Years

## Standard Colors:



White (001)



Bone (004)



Biscuit (007)

## Certifications

MAAX products adhere to one or more of the following certifications:



## Recommended products (Visit our website for a complete list of our recommended products)

No	Description
<input type="checkbox"/> 138470	Vela 56 1/2-59 x 78 3/4 in. 8mm Sliding Shower Door for Alcove Installation
<input type="checkbox"/> 136672	Reveal 71 56-59 x 71 1/2 in. 8mm Pivot Shower Door for Alcove Installation
<input type="checkbox"/> 135875	Nebula 56 1/2-58 1/2 x 78 3/4 in. 8mm Sliding Shower Door for Alcove Installation

# B3X 6036 Acrylic Corner Left Shower Base

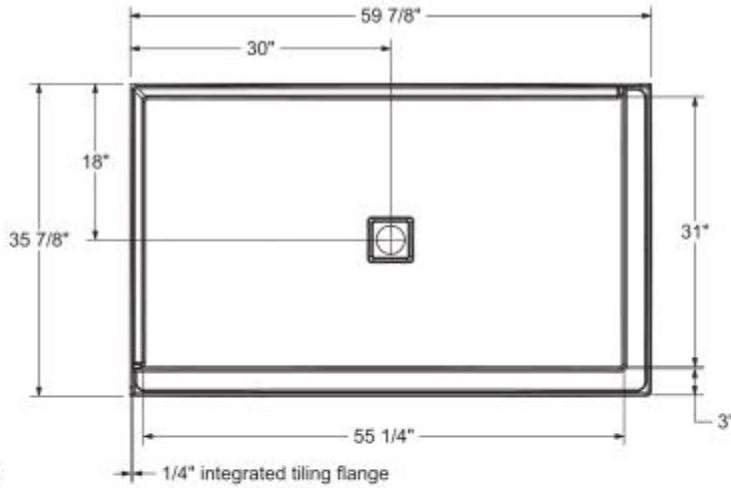
**Model number:**

420032

**Dimensions:** 59.875" x 35.875" x 4"

**Installation:**

**Material:** Acrylic



## Dimensions

60 x 36 x 4 In.  
(1521 x 911 x 102 mm)

## Weight

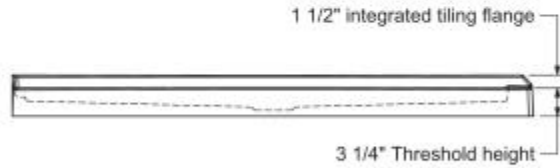
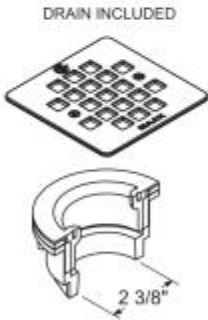
62 lbs - 28.12 kg

## Shape

Rectangular

## Drain location:

Center



All dimensions are approximate. Structure measurements must be verified against the unit to ensure proper fit.

Project:

Contractor:

Representative:

Date:

Tel:

Notes: