

B3Square 6036 Acrylic Configurable Shower Base

Model number:

420006

Dimensions: 59.875" x 35.875" x 4"

Installation:

Material: Acrylic



Standard Features:

- Acrylic rectangular shower base with square drain
- 3 in. threshold and smooth floor
- Right, left, center or back-end drain
- Certain configurations available with Stabili-T anti-slip bottom meeting ADA, ANSI or CSA standards
- Chrome grid and drain included (ABS or PVC available)
- Multiple grid finishes available

Product characteristics:

- Made in North America
- Utile Compatible
- Bestseller

Warranty:

25 Years


Standard Colors:



White (001)



Bone (004)



Biscuit (007)

Certifications

MAAX products adhere to one or more of the following certifications:



Recommended products (Visit our website for a complete list of our recommended products)

No	Description
<input type="checkbox"/> 136457	Kleara 2-panel 54 ½-57 ½ x 69 in. 6mm Pivot Shower Door for Alcove Installation
<input type="checkbox"/> 134675	Kameleon SC 55-59 x 71 in. 8 mm Sliding Shower Door for Alcove Installation
<input type="checkbox"/> 139350	Incognito 70 56-59 x 70 ½ in. 6mm Sliding Shower Door for Alcove Installation

B3Square 6036 Acrylic Configurable Shower Base

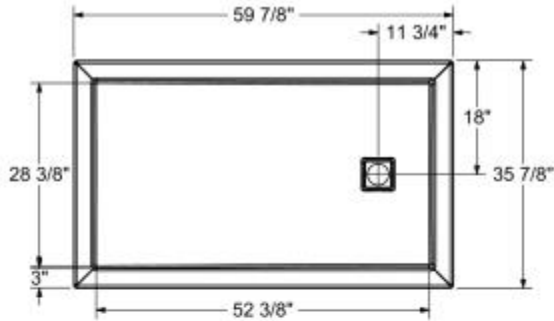
Model number:

420006

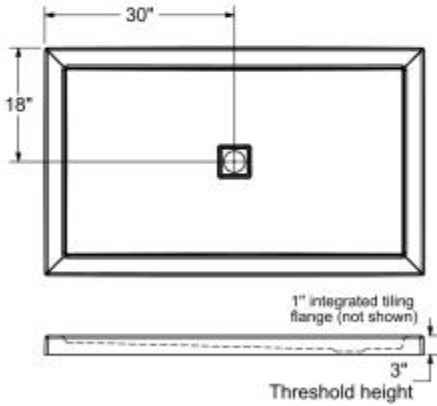
Dimensions: 59.875" x 35.875" x 4"

Installation:

Material: Acrylic



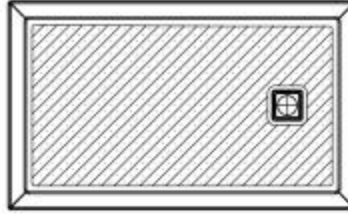
DRAIN INCLUDED ON B3 SQUARE ONLY



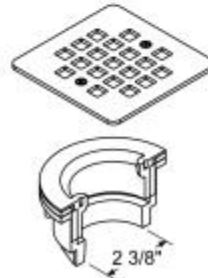
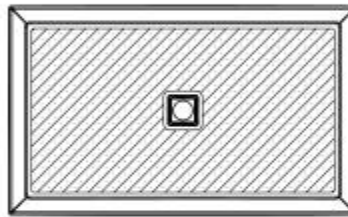
This technical drawing is universal for every 6036 configuration.

Integrated tiling flange : 1" height x 1/4" thick (not shown)
Tiling flange position is determined by chosen configuration.

All dimensions are approximate. Structure measurements must be verified against the unit to ensure proper fit.



The hatched area represent the anti-slip surface



Dimensions

60 x 36 x 4 In.
(1521 x 911 x 102 mm)

Weight

62 lbs - 28.12 kg

Shape

Rectangular

Drain location:

Center

Back End

Left

Right

Project:

Contractor:

Representative:

Date:

Tel:

Notes: