

B3Square 6036 Acrylic Configurable Shower Base

Model number:

420006

Dimensions: 59.875" x 35.875" x 4"

Installation:

Material: Acrylic



Standard Features:

- Acrylic rectangular shower base with square drain
- 3 in. threshold and smooth floor
- Right, left, center or back-end drain
- Certain configurations available with Stabili-T anti-slip bottom meeting ADA, ANSI or CSA standards
- Chrome grid and drain included (ABS or PVC available)
- Multiple grid finishes available

Product characteristics:

- Made in North America
- Utile Compatible
- Bestseller

Warranty:

25 Years

Standard Colors:



White (001)



Bone (004)



Biscuit (007)

Certifications

MAAX products adhere to one or more of the following certifications:



Recommended products (Visit our website for a complete list of our recommended products)

No	Description
<input type="checkbox"/> 136457	Kleara 2-panel 54 ½-57 ½ x 69 in. 6mm Pivot Shower Door for Alcove Installation
<input type="checkbox"/> 134675	Kameleon SC 55-59 x 71 in. 8 mm Sliding Shower Door for Alcove Installation
<input type="checkbox"/> 139350	Incognito 70 56-59 x 70 ½ in. 6mm Sliding Shower Door for Alcove Installation

B3Square 6036 Acrylic Configurable Shower Base

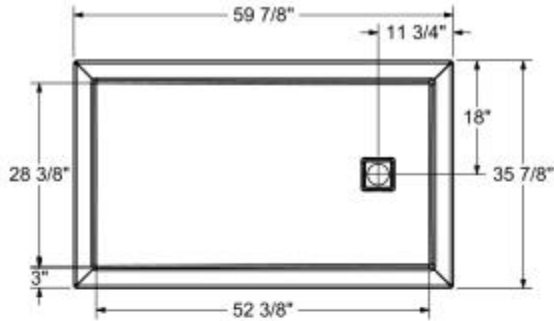
Model number:

420006

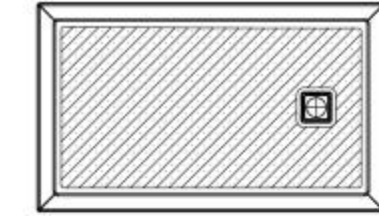
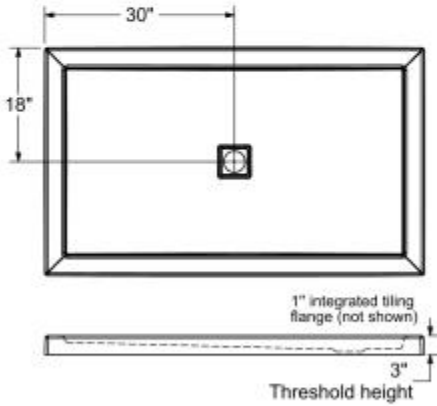
Dimensions: 59.875" x 35.875" x 4"

Installation:

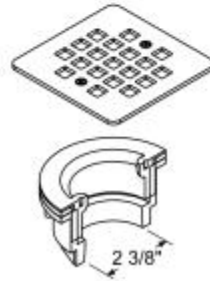
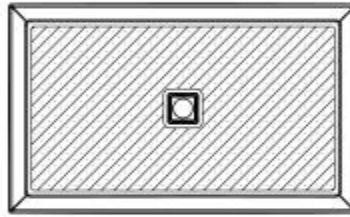
Material: Acrylic



DRAIN INCLUDED
ON B3 SQUARE ONLY



The hatched area represent the anti-slip surface



Dimensions

60 x 36 x 4 In.
(1521 x 911 x 102 mm)

Weight

62 lbs - 28.12 kg

Shape

Rectangular

Drain location:

Center

Back End

Left

Right

This technical drawing is universal for every 6036 configuration.

Integrated tiling flange : 1" height x 1/4" thick (not shown)
Tiling flange position is determined by chosen configuration.

All dimensions are approximate. Structure measurements must be verified against the unit to ensure proper fit.

Project:

Contractor:

Representative:

Date:

Tel:

Notes: