

B3Square 6032 Acrylic Configurable Shower Base

Model number:

420005

Dimensions: 59.875" x 31.875" x 4"

Installation:

Material: Acrylic



Standard Features:

- Acrylic rectangular shower base with square drain
- 3 in. threshold and smooth floor
- Right, left or back-end drain
- Certain configurations available with Stabili-T anti-slip bottom meeting ADA, ANSI or CSA standards
- Chrome grid and drain included (ABS or PVC available)
- Multiple grid finishes available

Product characteristics:

- Made in North America
- Utile Compatible
- Bestseller

Warranty:

25 Years

Standard Colors:



White (001)



Bone (004)



Biscuit (007)

Certifications

MAAX products adhere to one or more of the following certifications:



Recommended products (Visit our website for a complete list of our recommended products)

No	Description
<input type="checkbox"/> 138470	Vela 56 ½-59 x 78 ¾ in. 8mm Sliding Shower Door for Alcove Installation
<input type="checkbox"/> 138998	Halo Return Panel for 32 in. Base
<input type="checkbox"/> 136272	Duel 56-58 ½ x 70 ½-74 in. 8mm Sliding Shower Door for Alcove Installation

B3Square 6032 Acrylic Configurable Shower Base

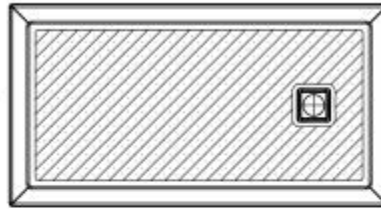
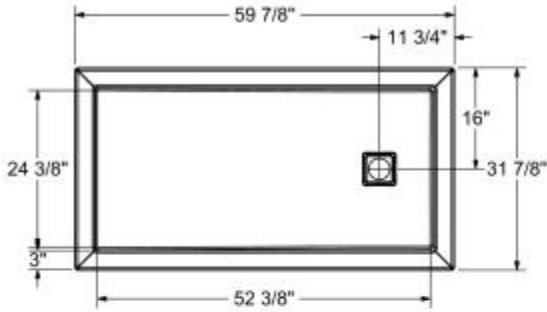
Model number:

420005

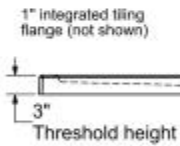
Dimensions: 59.875" x 31.875" x 4"

Installation:

Material: Acrylic



The hatched area represent the anti-slip surface



DRAIN INCLUDED ON B3 SQUARE ONLY

Dimensions

60 x 32 x 4 In.
(1521 x 810 x 102 mm)

Weight

55 lbs - 24.94 kg

Shape

Rectangular

Drain location:

Back End

Left

Right

This technical drawing is universal for every 6032 configuration.

Integrated tiling flange : 1" height x 1/4" thick (not shown)
Tiling flange position is determined by chosen configuration.

All dimensions are approximate. Structure measurements must be verified against the unit to ensure proper fit.

Project:

Contractor:

Representative:

Date:

Tel:

Notes: