

# B3Round 6036 Acrylic Configurable Shower Base

**Model number:**

410006

**Dimensions:** 59.875" x 35.875" x 4"

**Installation:**

**Material:** Acrylic

## Standard Features:

- Acrylic rectangular shower base with round drain
- Smooth floor
- Right, left, back end or center drain
- Certain configurations available with Stabili-T anti-slip bottom meeting ADA, ANSI or CSA standards
- Drain not included
- 3" threshold base

## Product characteristics:

- Made in North America
- Utile Compatible
- Bestseller

## Warranty:

25 Years




## Standard Colors:



White (001)



Bone (004)



Biscuit (007)

## Certifications

MAAX products adhere to one or more of the following certifications:



## Recommended products (Visit our website for a complete list of our recommended products)

No	Description
<input type="checkbox"/> 138311	Triple Plus 57½ -59 ½ x 71 in Sliding Shower Door for Alcove Installation
<input type="checkbox"/> 134675	Kameleon SC 55-59 x 71 in. 8 mm Sliding Shower Door for Alcove Installation
<input type="checkbox"/> 139350	Incognito 70 56-59 x 70 ½ in. 6mm Sliding Shower Door for Alcove Installation

# B3Round 6036 Acrylic Configurable Shower Base

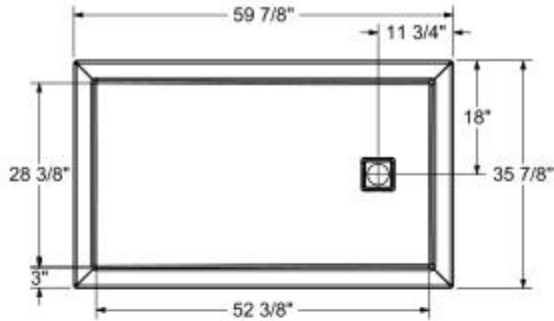
**Model number:**

410006

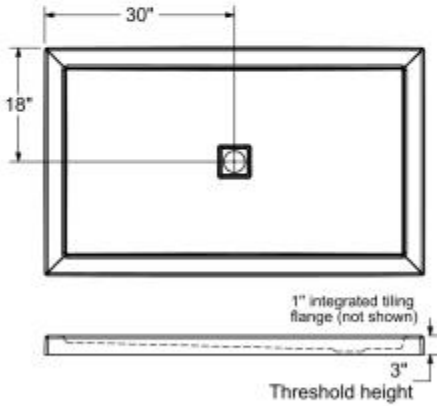
**Dimensions:** 59.875" x 35.875" x 4"

**Installation:**

**Material:** Acrylic



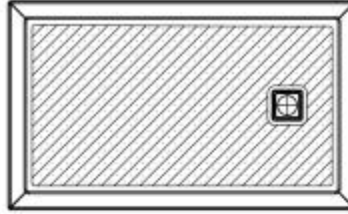
DRAIN INCLUDED ON B3 SQUARE ONLY



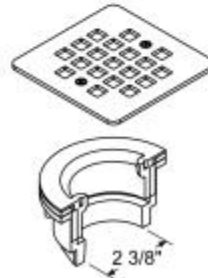
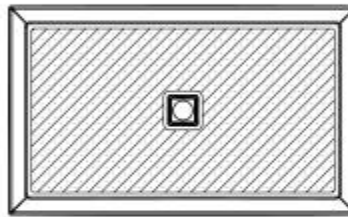
This technical drawing is universal for every 6036 configuration.

Integrated tiling flange : 1" height x 1/4" thick (not shown)  
Tiling flange position is determined by chosen configuration.

All dimensions are approximate. Structure measurements must be verified against the unit to ensure proper fit.



The hatched area represent the anti-slip surface



## Dimensions

60 x 36 x 4 In.  
(1521 x 911 x 102 mm)

## Weight

62 lbs - 28.12 kg

## Shape

Rectangular

## Drain location:

Center

Back End

Left

Right

Project:

Contractor:

Representative:

Date:

Tel:

Notes: