

B3Round 4832 Acrylic Configurable Shower Base

Model number:	410001
---------------	--------

Dimensions:	47.875" x 31.875" x 4"	Installation:	Material:	Acrylic
-------------	------------------------	---------------	-----------	---------



Standard Features:

- Acrylic rectangular base with round drain
- Smooth floor
- Center drain
- Certain configurations available with Stabili-T anti-slip bottom meeting ADA, ANSI or CSA standards
- Drain not included
- 3" threshold base


Product characteristics:


- Made in North America
- Utile Compatible
- Bestseller


Warranty:

25 Years

Standard Colors:


White (001)


Bone (004)


Biscuit (007)

Certifications

MAAX products adhere to one or more of the following certifications:



Recommended products (Visit our website for a complete list of our recommended products)

No	Description
<input type="checkbox"/> 134674	Kameleon SC 43-47 x 71 in. 8 mm Sliding Shower Door for Alcove Installation
<input type="checkbox"/> 136454	Kleara 2-panel 45 ½-48 ½ x 69 in. 6mm Pivot Shower Door for Alcove Installation
<input type="checkbox"/> 138992	Luminescence 44 ½-47 x 70 ½-72 in. 6mm Sliding Shower Door for Alcove Installation

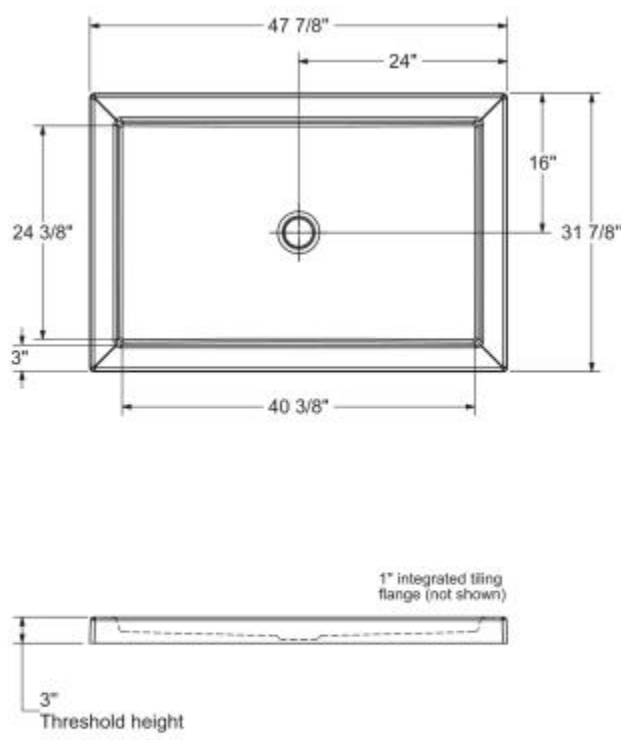
B3Round 4832 Acrylic Configurable Shower Base

Model number:	410001
---------------	--------

Dimensions: 47.875" x 31.875" x 4"

Installation:

Material: Acrylic



Dimensions

48 x 32 x 4 In.
(1216 x 810 x 102 mm)

Weight

41 lbs - 18.59 kg

Shape

Rectangular

Drain location:

Center

This technical drawing is universal for every 4832 configuration.

Integrated tiling flange : 1" height x 1/4" thick (not shown)
Tiling flange position is determined by chosen configuration.

All dimensions are approximate. Structure measurements must be verified against the unit to ensure proper fit.

Project:

Contractor:

Representative:

Date:

Tel:

Notes: