
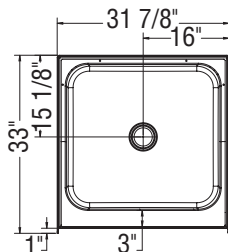
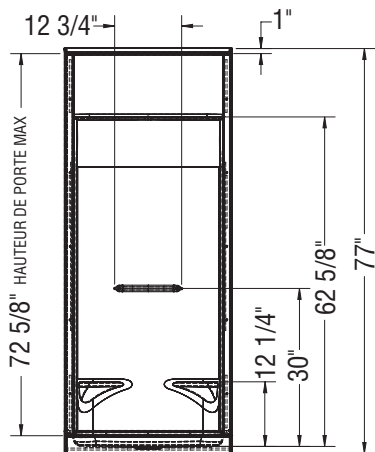
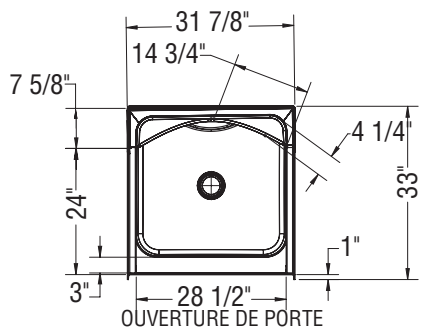
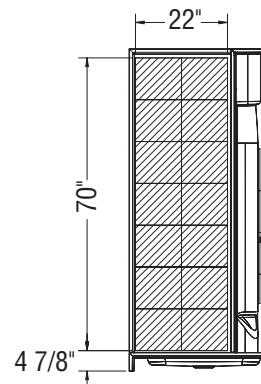


## STANDARD

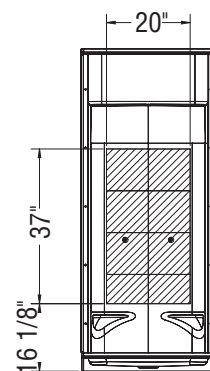


## REINFORCEMENT

OPTION 20198 PRÉSENTÉ  
OPTION 20197 SYMÉTRIQUE

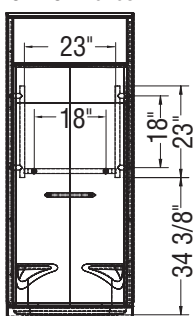


OPTION 20199

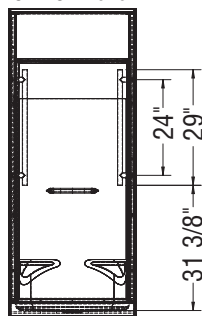


## BARRES D'APPUI

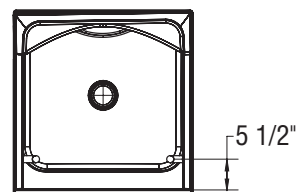
OPTION 20203



OPTION 20204



OPTION  
20203-20204



Toutes ces dimensions sont approximatives. Afin d'assurer une installation parfaite, les dimensions de la structure doivent être vérifiées à partir de l'unité.

\* Les dimensions indiquées sur les pages produits excluent les brides de carrelage.