

Capella 78 44-47 x 78 in. 8 mm Pivot Shower Door for Alcove Installation


Model number:

139586

Dimensions: 78"

Installation:

Material:



Standard Features:

- GlassShield® technology pre-installed - provides extra layer of security for homes with children or elderly residents
- Wide opening to ease the access in and out of the shower
- Strongly built sill, permanently fixed on the base, better water barrier
- Hinge with patent mechanism that offers 3 in. of lateral adjustment
- Additional 3/4 in. of out-of-plumb adjustment
- Header-less door, no height restriction

Product characteristics:

- Utile Compatible
- Lotus Easy Clean Glass Protection
- GlassShield

Warranty:

10 Years

Frame Finish(es):



Chrome (084)



Brushed Nickel (305)



Matte Black (340)

Glass Pattern(s):



GlassShield® technology

Certifications

MAAX products adhere to one or more of the following certifications:



Capella 78 44-47 x 78 in. 8 mm Pivot Shower Door for Alcove Installation

Model number:

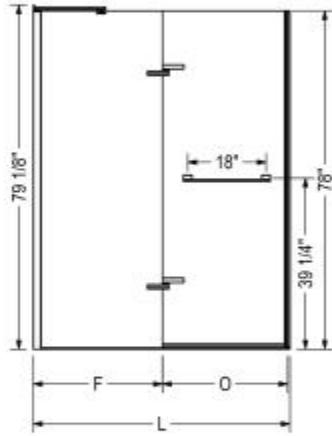
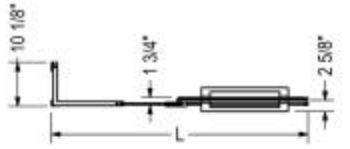
139586

Dimensions: 78"

Installation:

Material:

STANDARD



Code	Description	L	F	O
139584	Capella 78" x 32 1/2" - 35 1/2"	32 1/2" - 35 1/2"	5 3/8"	23 3/4" - 26 3/4"
139586	Capella 78" x 44" - 47"	44" - 47"	16 7/8"	23 3/4" - 26 3/4"
139587	Capella 78" x 56" - 59"	56" - 59"	28 7/8"	23 3/4" - 26 3/4"

- Wall adjustment = 3/4"

All dimensions are approximate. Structure measurements must be verified against the unit to ensure proper fit.

Dimensions

78 in.
(1981 mm)

Glass Thickness

5/16 in.

Weight

123 lbs - 55.91 kg

Frame Type

Frameless

Door Adjustment

Frameless

Minimum Door Access

23.75"

Maximum Door Access

26.75"

Project: _____

Contractor: _____

Representative: _____

Date: _____

Tel: _____

Notes: _____
