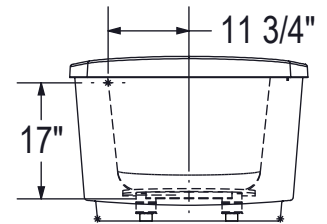
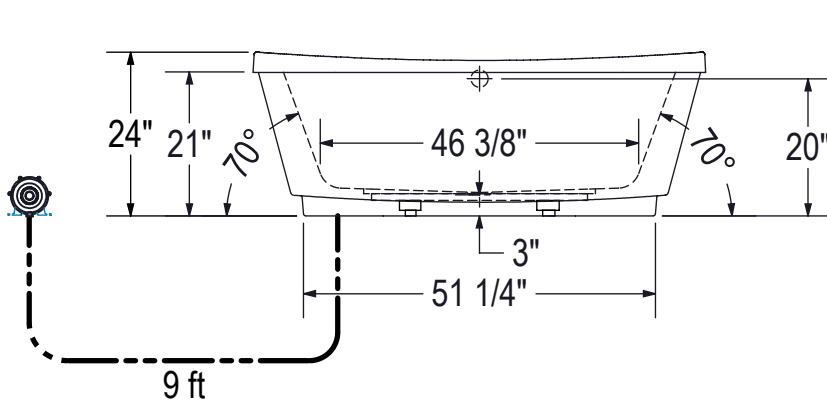
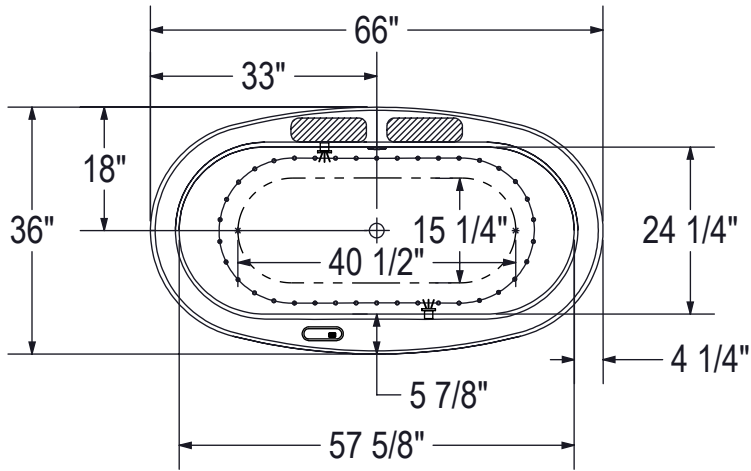


AIR SYSTEM



- (●) : Indicates Aerofeel airjets positioning
- (☼) : Indicates chromatherapy light positioning
- (▨) : Recommended faucet area 2 sections of 12" (L) x 3 1/2" (W).

Blower must be installed at a distance.

All dimensions are approximate. Structure measurements must be verified against the unit to ensure proper fit.