

Pre-Leveled Frame and Foam Base

Available on all MTI rectangular and corner tubs models. This factory-installed pre-leveled support system eliminate the need to frame along the walls or level the tub with bedding compound. Please indicate the drain location when ordering.

- Constructed of FSC-Certified poplar hardwood.
- Permanently secured under the tub flange.
- Pre-installed at the MTI factory.
- Leveled and supported on the bottom with a high-density closed cell foam*. This foam also acts as a sound dampener and barrier.
- Front is recessed 3/4" for MTI acrylic skirts.
- Overall height of tub will be increased by 2"-3".




Pre-Leveled Frame and Foam Base - rectangular tubs (MBPLF)
Pre-Leveled Frame and Foam Base - corner tubs (MBPLFC)

Pre-Leveled Foam Base

Available on all MTI tubs models. This supporting option eliminates the need for bedding compound.

- Leveld and supported on the bottom with high-density closed cell foam*. This foam also cats as a sound dampener and barrier.
- Overall height of tub will be increased by 2"-3".



All Tubs ordered with an air bath or frame system include the factory-installed pre-leveled foam base as standard. Freestanding tubs include an internal pre-leveled foam base.


Pre-Leveled Foam Base (PLFOAM) \$175

Pre-Leveled Frame & Foam Base with Acrylic Skirt

Acrylic skirts add a finished appearance to MTI's "Pre-Leveled Frame and Foam Base" system*. All factory installed optional skirting includes a Pre-leveled Frame & Foam Base system. Please indicate drain location in relation to tub skirt when ordering.


Traditional with 2 Removable Raised Panels

- For use with tubs equipped with whirlpool or air bath to provide access to pump or blower.
- Left and right panels are removable.



Traditional with Fixed Raised Panels / One-Piece

- For use with soaking tubs.
- Panels are fixed and provide no access.



Euro-Style / Unique Design for Corner Tubs

- Uniquely designed for corner units, the skirt can be used when specified as a soaker, whirlpool or air bath.
- Left, center and right panels are removable for pump, blower or drain access.



See tub specification sheet for size specific item codes