

TOPAZ™, VARISTONE™, DURAWALL®, BATHTUB WALLS & DURATRIM™ WINDOW KITS

Premium fiberglass and thermoplastic bathtub walls from E. L. Mustee & Sons, Inc. never looked so good...or installed so easily!

Combining great design features, premium materials/finishes and a multitude of configurations and sizes, the Mustee line of bathtub walls provide you with virtually unlimited bathroom design options. So go ahead and design your dream bathroom... odds are, there is a Mustee bathtub wall that will perfectly compliment your plans.

All TOPAZ™, VARISTONE™ and DURAWALL® bathtub walls will fit any standard 30" x 60" bathtub. Select Mustee bathtub wall systems are also available for other bathtub sizes such as...



- 572T VARISTONE™ fits bathtubs up to 60" wide by 34" deep
- 56 DURAWALL® fits whirlpool bathtubs up to 72" wide x 42" deep
- 557 DURAWALL® VARISTONE™ fits 60" wide by 32" deep bathtubs

Features

- Adhesive mount and direct-to-stud mount styles available...see product descriptions
- Ample, easy-to-reach molded-in shelves
- Seamless corner panels with overlapping edges on adhesive mount
- Trimmable DURAWALL® panels simplify installation in out-of-plumb alcoves or for installing DURATRIM™ window kits
- All models available in color-fast white and bone
- Biscuit also available on the Model 350BT and 660BT
- Semi-gloss, mold/mildew - resistant surface finish
- Easy to follow installation instructions

Code Accepted

TOPAZ™, VARISTONE™ and DURAWALL® fiberglass bathtub walls meet or exceed performance requirements as indicated:

- American Society of Testing and Materials (ASTM) – D 635, E-84 and E-162 
- American National Standards Institute (ANSI) – Specification Z 124.1.2 
- Inhalation Toxicity Test – to evaluate inhalation health hazards with combustible products
- CAN/ULC S102-07 Burn and Smoke Test



TOPAZ™ PREMIUM FIBERGLASS BATHTUBS



The Perfect Compliment to Mustee's TOPAZ™, DURAWALL® and VARISTONE™ Bathtub Walls

Shopping for one of Mustee's many premium bathtub wall packages? Then you'll also want to put Mustee's premium fiberglass TOPAZ™ bathtubs on the shopping list as well.

Mustee bathtubs bring together classic design, exceptional features, premium construction and of course, legendary E. L. Mustee & Sons quality. Besides offering the state-of-the-art in bathtub design & construction, TOPAZ™ bathtubs are the perfect way to create a look of elegance in any bathtub alcove you are planning to create.

TOPAZ™ bathtubs fit all VARISTONE™ and DURAWALL® bathtub walls as well as walls produced by other manufacturers.

See page 2 for complete TOPAZ™ Bathtub information and specifications.

Specifications

660 TOPAZ™ Premium Fiberglass Bathtub Walls – Direct-To-Stud Mounted, Code Accepted (See page 26)



Model 660 bathtub walls shown with optional bathtub, shower head and valve.

Features

- Produced from high-grade, reinforced, molded fiberglass for optimum strength and impact resistance using matched metal molds under heat and pressure
- Fits all Topaz™ Fiberglass Bathtubs, as well as standard 30" x 60" bathtubs of other manufacturers
- Includes a large, molded-in, self-draining shelf
- Three panel wall system with tongue-and-groove seams to create a watertight wall surround
- Mounts direct-to-stud with mounting flanges hidden behind drywall
- Smooth, colorfast semi-gloss finish, resists scuffs
- Mold and mildew-resistant...easy to clean



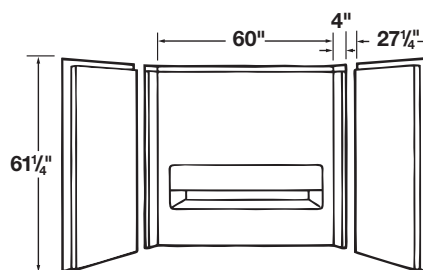
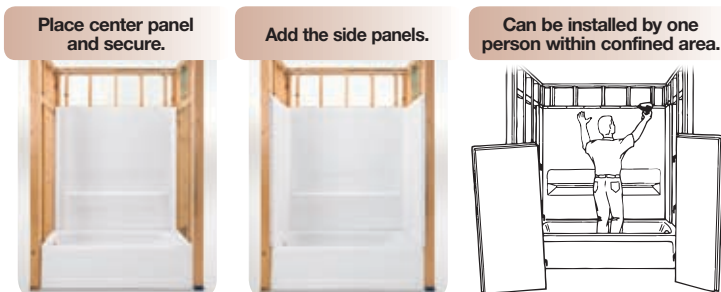
- Panels with tongue-and-groove seams.



- Reverse side of center panel has clips for securing to bathtub.



- 1 1/4" flanges fasten direct-to-studwalls with screws, drywall conceals flanges.



Model Color

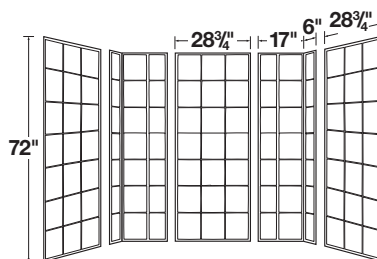

| Model | Color |
|--------|---------|
| 660WHT | White |
| 660BN | Bone |
| 660BT | Biscuit |

Fits 30" x 60" TOPAZ™ Bathtub

General: Furnish and install as shown on plans, 660 TOPAZ™ bathtub walls as manufactured by E. L. Mustee & Sons, Inc. Shall be semi-gloss, three-piece wall. Panels are molded fiberglass using matched metal molds under extreme heat and pressure with a uniform thickness of 125 mils and mount direct-to-studwalls. Includes center panel with molded-in shelf and two side panels. Self-aligning panels interlock using a tongue-and-groove connection. Shall meet ANSI Specification Z-124.1.2. Color: _____ (White, Bone, Biscuit). Install in compliance with local codes.

Specifications

572T VARISTONE™ Tall Premium Fiberglass Bathtub Walls – Adhesive Mount, Code Accepted (See page 26)



| | |
|--------|---------|
| 572TWH | White |
| 572TBN | Bone |
| 572TBT | Biscuit |

Fits Up to 60" Wide by 34" Deep

General: Furnish and install as shown on plans, fiberglass VARISTONE™ Bathtub Walls Model 572T as manufactured by E. L. Mustee & Sons, inc. Shall be semi-gloss, 5-piece wall system. Panels are molded using matched metal molds under extreme heat and pressure with a minimum thickness of 125 mils. Shall meet ANSI Specifications Z 124.1.2. Colors: _____ (White, Bone, Biscuit)