

## Features (Continued)

- All Mustee laundry tubs accommodate 4" center set faucets. Model 18F/W, 27F/W and 26F/W can also accommodate 8" center set and single-lever faucets
- Sturdy, one-piece molded design
- Extra deep molded tubs minimize overflow risk
- Leakproof, integrally molded-in drain with stopper



Sturdy, steel legs



UTILATWIN® twin drain






Ample shelf



UTILATUB® molded drain

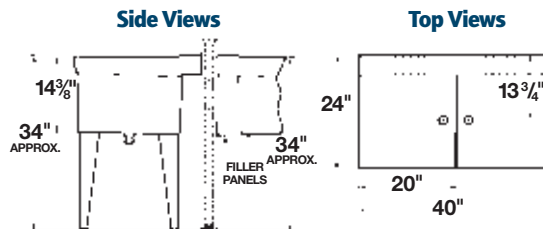
## Code Accepted

UTILATUB® and UTILATWIN® Laundry/Utility Tubs meet or exceed performance requirements as listed:

- International Association of Plumbing and Mechanical Officials (IAPMO) 
- Warnock Hersey® (Canada) Listed – CSA test standards: Laundry Tray – #B45.0 and #B45.5, Drain – #B125 
- American National Standards Institute (ANSI) – Specification Z 124.6 

## Specifications

### Premier DURASTONE® Laundry Tubs



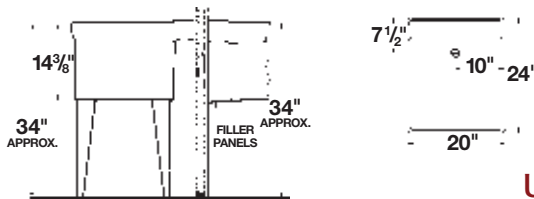
**General:** Furnish and install as shown on plans, UTILATWIN® Laundry/Utility Tub Model: \_\_\_\_\_ (26F, 26W), as manufactured by E. L. Mustee & Sons, Inc. Unit shall be one-piece molded construction using natural crushed stone with polyester resin, complete drain assembly, twin drain waste coupling, recessed divider wall between tubs and floor or wall mounting hardware. Shall meet ANSI Specification Z 124.6. Color: White with marbled finish.

#### Model Mount Length\* Width\*

#### 26F/W UTILATWIN® LAUNDRY TUB

Model	Mount	Length*	Width*
26F	Floor	24"	40"
26W	Wall	24"	40"

38-Gallon Capacity



#### 18F/W UTILATUB® LAUNDRY TUB

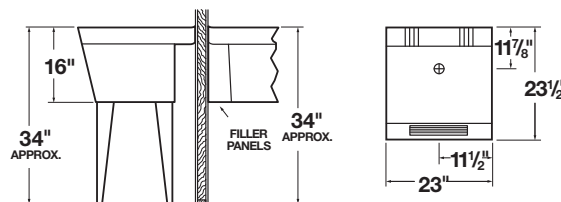
Model	Mount	Length*	Width*
18F	Floor	24"	20"
18W	Wall	24"	20"

18-Gallon Capacity



**UTILATOP™ Top Cover Available** (See page 22)

**General:** Furnish and install as shown on plans, UTILATUB® Laundry/Utility Tub Model: \_\_\_\_\_ (18F, 18W), as manufactured by E. L. Mustee & Sons, Inc. Tub shall be one-piece molded construction using natural crushed stone with polyester resin. Tub to include integrally molded drain assembly, stopper and floor or wall mounting hardware. Shall meet ANSI Specification Z 124.6. Color: White with marbled finish.



#### 17F/W UTILATUB® LAUNDRY TUB

Model	Mount	Length*	Width*
17F	Floor	23 1/2"	23"
17W	Wall	23 1/2"	23"

19-Gallon Capacity



Built-in scrub board

**General:** Furnish and install as shown on plans, UTILATUB® Laundry/Utility Tub Model: \_\_\_\_\_ (17F, 17W), as manufactured by E. L. Mustee & Sons, Inc. Tub shall be one-piece molded construction using natural crushed stone with polyester resin. Tub to include built-in scrub board, integrally molded drain assembly, stopper and floor or wall mounting hardware. Shall meet ANSI Specification Z 124.6. Color: White with marbled finish.

\* Length (front to back);  
Width (left to right).