



SEE PAGE 2 FOR A LIST OF ACCESSORIES! ▶



Design features:

- Produced from high-grade, reinforced, molded fiberglass for optimum strength and impact resistance using matched metal molds under heat and pressure.
- Ideal for new or remodel projects...fits 3248M DURABASE® Shower Floors (see Accessories section).
- Fits 32" x 48" alcove
- Includes three large, molded-in, self-draining shelves ideal for shampoo, soap, etc.
- Three panel wall system with tongue-and-groove seams that assemble quickly to create a watertight wall surround
- Mounts direct-to-stud with mounting flanges hidden behind drywall or other wall treatment.
- Available in white or bone
- Smooth, colorfast deep gloss finish, resists scuffs.
- Mold and mildew-resistant...easy to clean
- Available STYLEMATE® shower enclosures feature tempered safety glass and a range of finishes (see Accessories section).

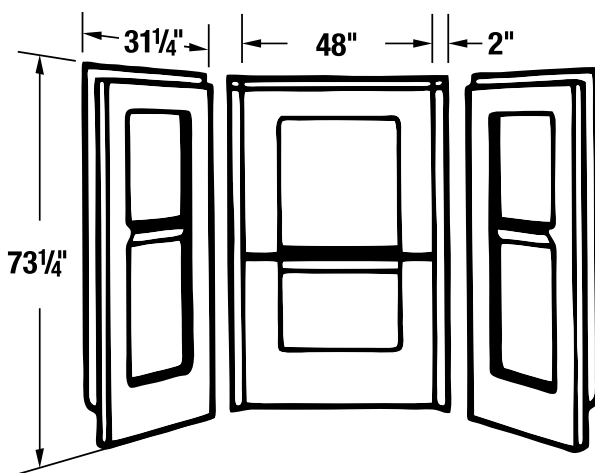
Code Accepted

- American Society of Testing and Materials (ASTM) – D.635, E-84 and E-162
- American National Standards Institute (ANSI) - Specification ANSI Z 124-2011



Specifications

| Model | Color | Fits Alcove | UPC |
|-----------|-------|-------------|-----------------|
| 748-32WHT | White | 32" x 48" | 6 71031 00338 6 |
| 748-32BN | Bone | 32" x 48" | 6 71031 00339 3 |



General: Furnish and install as shown on plans, 32" x 48" rectangular shower, DURAWALL® Shower Walls Model 748-32, as manufactured by E.L. Mustee & Sons, Inc. Shall be 3-piece, molded fiberglass wall with minimum thickness of 125 mils and mounts direct-to-studwalls. Includes center panel with molded-in shelves and two side panels with molded-in shelf. Self aligning panels use a tongue-and-groove connection. Shall meet ANSI Z 124-2011.2. Color____(White, Bone).





► **DURABASE® Fiberglass Rectangular Shower Floors**

Fiberglass DURABASE® shower floors available for the 748-32 DURAWALL® shower wall system include...



Rectangular floor that fits the 748-32WHT (White)

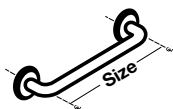
| Model No. | Description | UPC |
|-----------|-------------|-----------------|
| 3248M | 32" x 48" | 6 71031 00085 9 |

Rectangular floor that fits the 748-32BN (Bone)

| Model No. | Description | UPC |
|-----------|-------------|-----------------|
| 3248BN | 32" x 48" | 6 71031 00083 5 |

► **CareGiver® Grab Bars — 1-1/2" Dia. Straight**

Straight 304 stainless steel grab bars provide in-shower support and stability.

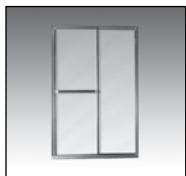


| Model No. | Size | UPC |
|-----------|------|-----------------|
| 390.305 | 18" | 6 71031 00452 9 |
| 390.301 | 24" | 6 71031 00359 1 |
| 390.306 | 36" | 6 71031 00434 5 |
| 390.307 | 42" | 6 71031 00435 2 |

► **Enclosures, By-Pass**

Premium quality STYLEMATE® Pivot Door enclosures available for the 748-32 DURAWALL® shower walls include...

STYLEMATE® — BY-PASS FRAMED AND BY-PASS FRAMELESS ENCLOSURES



| Model No. | Finish | Glass | Height | Opening | UPC |
|-------------------------|-------------------|-------|--------|---------|-----------------|
| Framed Design | | | | | |
| 48.403 | Chrome | Clear | 69" | 47" | 6 71031 00466 6 |
| 48.404 | Brushed Nickel | Clear | 69" | 47" | 6 71031 00467 3 |
| 48.405 | Oil-Rubbed Bronze | Clear | 69" | 47" | 6 71031 00468 0 |
| Frameless Design | | | | | |
| 48.406 | Chrome | Clear | 69" | 47" | 6 71031 00469 7 |
| 48.407 | Brushed Nickel | Clear | 69" | 47" | 6 71031 00470 3 |
| 48.408 | Oil-Rubbed Bronze | Clear | 69" | 47" | 6 71031 00471 0 |

