

PRO-SPEC™ BUILDER SERIES

3060TFS LH & RH BATHTUB




60" x 30" x 18-1/2"

FEATURES

- High-gloss, Acrylic construction with fiberglass reinforcement for strength and rigidity
- Pre-leveled legs for easy installation
- Integrated Tile Flange and Skirt
- Smooth front skirt with universal design appeal
- Available in Left-hand Drain and Right-hand Drain
- Alcove Installation
- One-year Warranty
- Available in White



OPTIONS

MODEL #	DESCRIPTION	CODES/STANDARDS
TIP1335	Tip Toe Drain - Polished Chrome	
TIP1336	Tip Toe Drain - Everbrass (PVD)	
TIP1337	Tip Toe Drain - Brushed Nickel	
TIP1338	Tip Toe Drain - Oil Rubbed Bronze	


PRO-SPEC™ BUILDER SERIES

3060TFS LH & RH BATHTUB



60" x 30" x 18-1/2"

SPECIFICATIONS

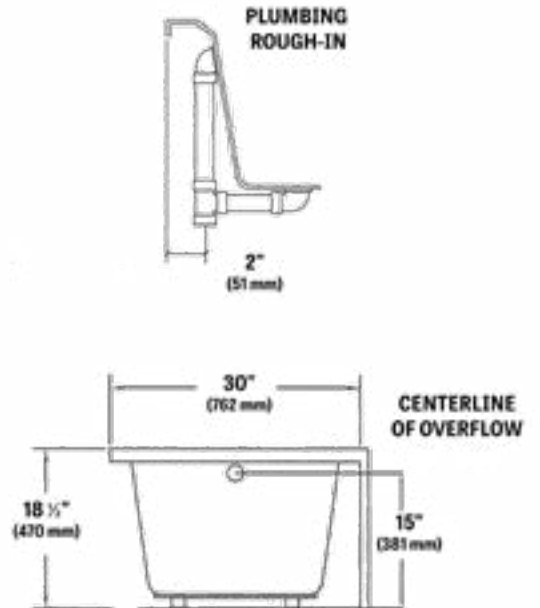
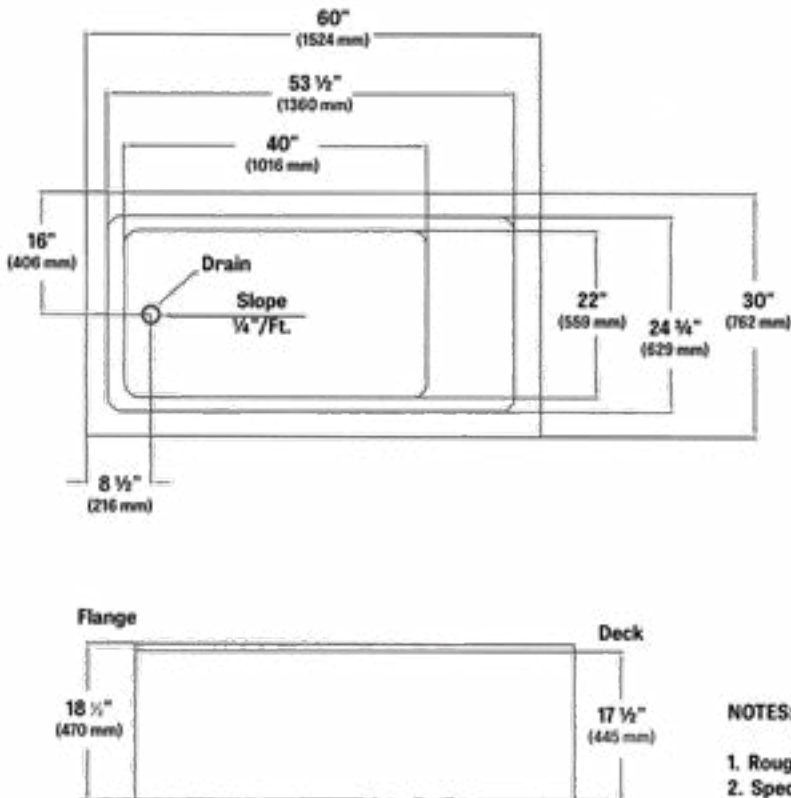
MODEL #	DESCRIPTION	CODES/STANDARDS
6604	3060TFS LH BATHTUB	
6605	3060TFS RH BATHTUB	

DIMENSIONS	60" x 30" x 18-1/2"
MATERIAL	Acrylic, fiberglass reinforced
WATER CAPACITY	60 gals. max, (227 liters)
WARRANTY	Acrylic shell: One-Year Warranty

FLOOR LOADING	47 lbs./sq.ft. (229 kg/m ²)
WEIGHT	60 lbs. (34 kg)
SHIPPING WEIGHT	105 lbs. (52 kg)

TECHNICAL INFORMATION

Note: these dimensions are nominal and subject to change without notice.



NOTES:

1. Rough-in measurements may vary 1/4" (+/-).
2. Specify RH (Right hand drain) or LH (Left hand drain) upon ordering.
3. 55" backrest slope.