

# 138-3173

## Alto® 1.28

Elongated Front, Vitreous China, Two-Piece Toilet





### Features

- 3 bolt tank-to-bowl connection
- 1.28 gpf / 4.86 lpf low water consumption
- Uses 20% less water than conventional toilets
- Elongated front bowl
- 3" hybrid flush valve
- Pilot operated fill valve
- 10" rough-in
- Color-match trip lever
- 2" glazed trapway
- The Mansfield® limited lifetime warranty
- Available in white and standard colors: biscuit, bone






Model 138-3173  
Toilet seat not included

### Components

Model #	Description	Codes/Standards
138-3173	Elongated front, two-piece toilet. Less toilet seat and supply. Specify color.	 
138	Elongated front toilet bowl only. 10" rough-in. Less toilet seat. Specify color.	
3173	Tank and cover only, with left hand, front-mount, color-match trip lever. With Fluidmaster fill valve. Less supply. Specify color.	
3173RH	Same as model 3173, with right hand, color-match trip lever. Less supply. Specify color.	
3122	Same as model 3121, with tank liner.	
3121RH	Same as 3121 with right hand trip lever.	
3120	Same as 3121 with chrome trip lever.	
3120RH	Same as 3120 with right hand trip lever.	
3174	Same as model 3173, with tank liner.	
SB200	Alto Elongated, toilet seat. Specify color.	

### Other Options:

3121	Same as 3173 with Fluidmaster pilot valve and hybrid flush valve.	  
------	---	---





# 138-3173 Alto® 1.28

Elongated Front, Vitreous China, Two-Piece Toilet

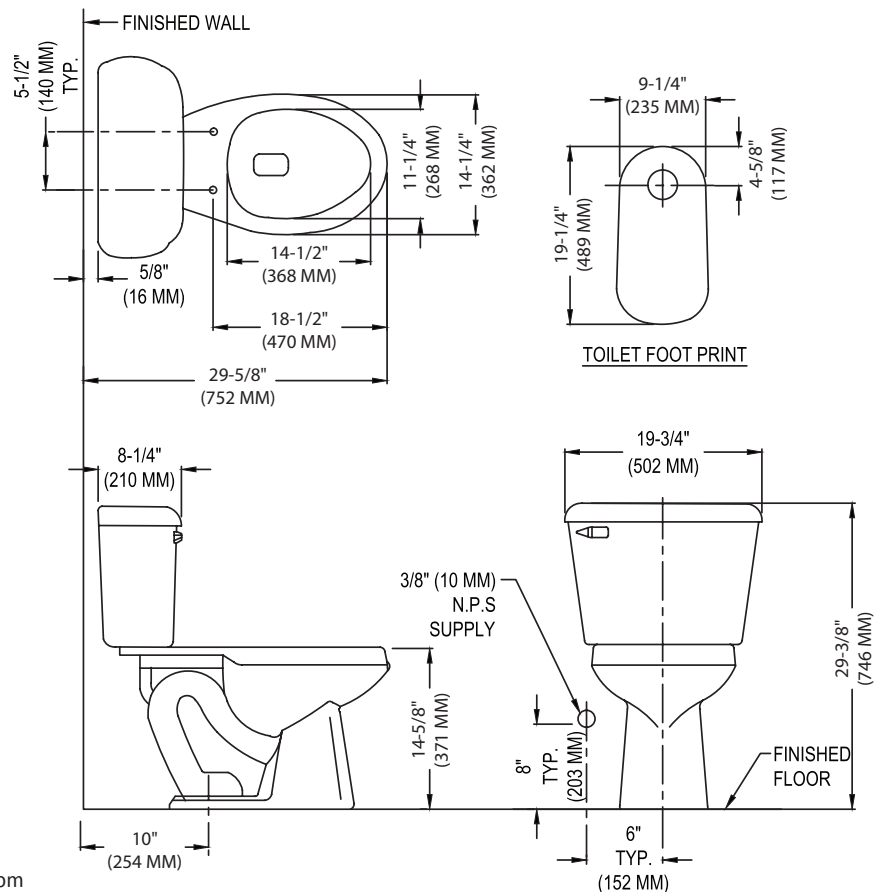


## Specifications

Model #	Description	Codes/Standards
138-3173	Elongated front (1.28 gpf/4.86 lpf) two-piece toilet	 

Specification	Description	Specification	Description
Material	Vitreous china	Trap Diameter	2"
Water Pressure Range	20 to 80 PSI	Trap Seal	2-1/2"
Flush System	3" hybrid valve	Rough-in	10"
Water Usage	1.28 gpf / 4.86 lpf	Shipping Weight	Model 138 - 52 lbs. Model 3173 - 33 lbs.
Water Surface Area	9" X 10"	Warranty	Vitreous China - Limited Lifetime Tank Trim - Limited One Year
MaP Rating	600 grams		

## Technical Information



See our complete line of acrylic and vitreous china bathroom fixtures, plastic tank trim and plumbing products.

These dimensions are nominal and subject to change without notice.

Fixture performance and specifications meet or exceed ASME A112.19.2-2008/CSA B45.1-08 standards, and other state and local codes.

