

DESCRIPTION

- Solid brass construction
- Chrome finish
- 1/2" IPS connections
- Solid brass waterways
- Without drain

OPERATION

- 6" lever handle w/red and blue temperature indicators
- Temperature controlled through 110° arc of handle


FLOW

- Aerator is limited to 2.2 gpm max (8.3 L/min)

CARTRIDGE

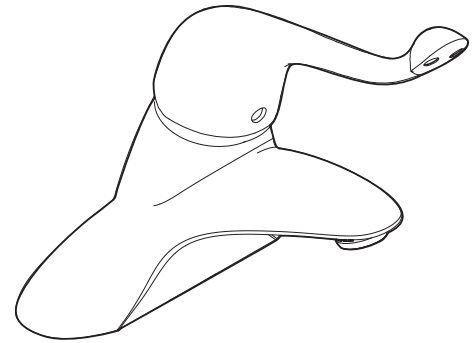
- 121549 ceramic disc cartridge
- Nonmetallic/nonferrous and ceramic material

STANDARDS

- Third party certified to ASME A112.18./CSA B125.1 and all applicable requirements referenced therein
- Certified to ANSI/NSF 61/9
- Contains no more than 0.25% weighted average lead content
- Complies with California Proposition 65 and with the Federal Safe Drinking Water Act
- **ADA**  for lever handles

WARRANTY

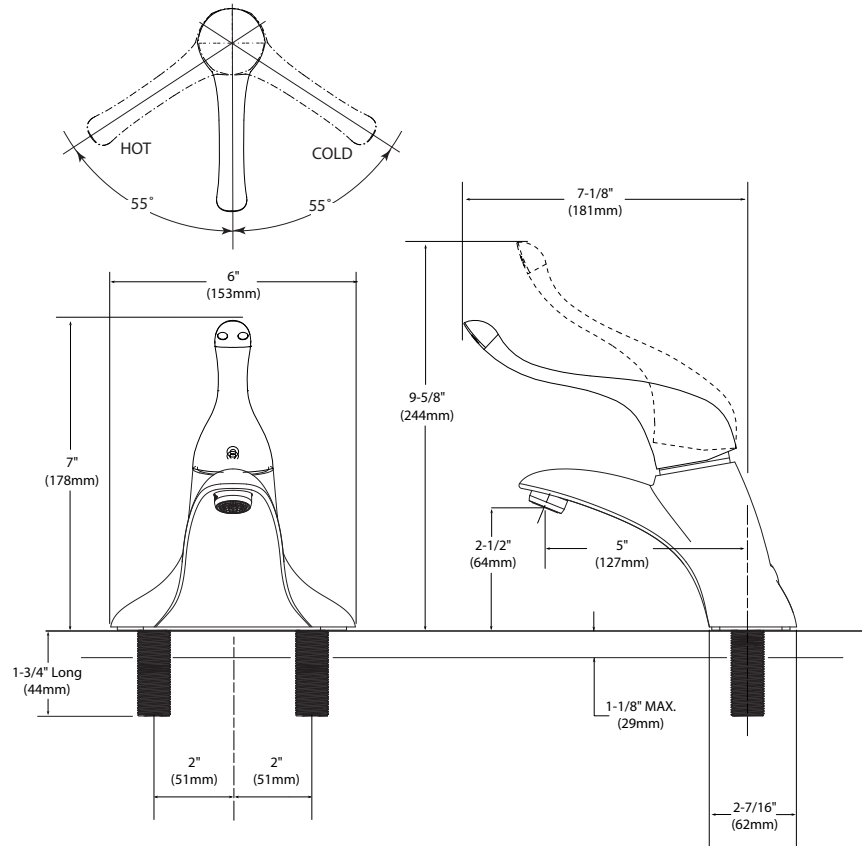
- Warranted for 5 years against material or manufacturing defects



Single-Handle Lavatory Faucet

MODEL	FLOW (gpm)
8416	2.2
8416F05	0.5

NOTE: This faucet is designed to be installed thru 3 holes, 1" min. dia.



CRITICAL DIMENSIONS

(DO NOT SCALE)