

### 392 PULL

392 Pull in Medium White Bronze (WM) 96mm screw centers

#### MATERIAL

Bronze

#### AVAILABLE FINISHES



Dark Bronze (BZ)

Distressed Black (TC)

Light Bronze (LT)









Medium White Bronze (WM)

Natural Bronze (NB)

White Bronze (WL)

**Medium White Bronze (WM)** - Our White Medium (WM) products are produced from an alloy known simply as white bronze, which is subjected to a mild oxidization process to create a pleasing pewter-like color. White medium is a living finish and may oxidize (darken) over time, particularly if installed outdoors.

Finish	Code	Length	Screw Center	Projection
 Dark Bronze	BZ.392	5"	3 3/4"	1 1/4"
 Distressed Black	TC.392	5"	3 3/4"	1 1/4"
 Light Bronze	LT.392	5"	3 3/4"	1 1/4"
 Medium White Bronze	WM.392	5"	3 3/4"	1 1/4"
 Natural Bronze	NB.392	5"	3 3/4"	1 1/4"
 White Bronze	WL.392	5"	3 3/4"	1 1/4"