

361 STRAIGHT PULL

361 Straight Pull in Medium White Bronze (WM) 5 1/2" screw centers

MATERIAL
Bronze



AVAILABLE FINISHES



Dark Bronze (BZ)



Distressed Black (TC)



Light Bronze (LT)



Medium White Bronze (WM)









Natural Bronze (NB)



White Bronze (WL)

Medium White Bronze (WM) - Our White Medium (WM) products are produced from an alloy known simply as white bronze, which is subjected to a mild oxidization process to create a pleasing pewter-like color. White medium is a living finish and may oxidize (darken) over time, particularly if installed outdoors.

Finish	Code	Length	Screw Center	Width	Projection
	BZ.361 5 1/4	5 1/4"	3 3/4"	1/2"	1 3/8"
	BZ.361 7 1/2	7 1/2"	5 1/2"	1/2"	1 3/8"
	BZ.361 9 1/2	9 1/2"	7"	1/2"	1 3/8"
	BZ.361 11 1/2	11 1/2"	8 1/2"	1/2"	1 3/8"
	TC.361 5 1/4	5 1/4"	3 3/4"	1/2"	1 3/8"
	TC.361 7 1/2	7 1/2"	5 1/2"	1/2"	1 3/8"
	TC.361 9 1/2	9 1/2"	7"	1/2"	1 3/8"
	TC.361 11 1/2	11 1/2"	8 1/2"	1/2"	1 3/8"
	LT.361 5 1/4	5 1/4"	3 3/4"	1/2"	1 3/8"
	LT.361 7 1/2	7 1/2"	5 1/2"	1/2"	1 3/8"
	LT.361 9 1/2	9 1/2"	7"	1/2"	1 3/8"
	LT.361 11 1/2	11 1/2"	8 1/2"	1/2"	1 3/8"
	WM.361 5 1/4	5 1/4"	3 3/4"	1/2"	1 3/8"
	WM.361 7 1/2	7 1/2"	5 1/2"	1/2"	1 3/8"
	WM.361 9 1/2	9 1/2"	7"	1/2"	1 3/8"
	WM.361 11 1/2	11 1/2"	8 1/2"	1/2"	1 3/8"
	NB.361 5 1/4	5 1/4"	3 3/4"	1/2"	1 3/8"
	NB.361 7 1/2	7 1/2"	5 1/2"	1/2"	1 3/8"
	NB.361 9 1/2	9 1/2"	7"	1/2"	1 3/8"
	NB.361 11 1/2	11 1/2"	8 1/2"	1/2"	1 3/8"
	WL.361 5 1/4	5 1/4"	3 3/4"	1/2"	1 3/8"
	WL.361 7 1/2	7 1/2"	5 1/2"	1/2"	1 3/8"
	WL.361 9 1/2	9 1/2"	7"	1/2"	1 3/8"
	WL.361 11 1/2	11 1/2"	8 1/2"	1/2"	1 3/8"