

**357 BOX CUP PULL**







357 Box Cup Pull in Medium White Bronze (WM) 5 1/2" screw centers

**MATERIAL**  
Bronze

**AVAILABLE FINISHES**



**Medium White Bronze (WM)** - Our White Medium (WM) products are produced from an alloy known simply as white bronze, which is subjected to a mild oxidization process to create a pleasing pewter-like color. White medium is a living finish and may oxidize (darken) over time, particularly if installed outdoors.

Finish	Code	Length	Screw Center	Width	Projection
 Dark Bronze	BZ.357 4	4 1/4"	3 3/4"	7/8"	7/8"
	BZ.357 6	6"	5 1/2"	7/8"	7/8"
	BZ.357 9	9"	8 1/2"	7/8"	7/8"
 Distressed Black	TC.357 4	4 1/4"	3 3/4"	7/8"	7/8"
	TC.357 6	6"	5 1/2"	7/8"	7/8"
	TC.357 9	9"	8 1/2"	7/8"	7/8"
 Light Bronze	LT.357 4	4 1/4"	3 3/4"	7/8"	7/8"
	LT.357 6	6"	5 1/2"	7/8"	7/8"
	LT.357 9	9"	8 1/2"	7/8"	7/8"
 Medium White Bronze	WM.357 4	4 1/4"	3 3/4"	7/8"	7/8"
	WM.357 6	6"	5 1/2"	7/8"	7/8"
	WM.357 9	9"	8 1/2"	7/8"	7/8"
 Natural Bronze	NB.357 4	4 1/4"	3 3/4"	7/8"	7/8"
	NB.357 6	6"	5 1/2"	7/8"	7/8"
	NB.357 9	9"	8 1/2"	7/8"	7/8"
 White Bronze	WL.357 4	4 1/4"	3 3/4"	7/8"	7/8"
	WL.357 6	6"	5 1/2"	7/8"	7/8"
	WL.357 9	9"	8 1/2"	7/8"	7/8"