

347 'L' PULL







347 'L' Pull in Medium White Bronze (WM) 6" screw centers

MATERIAL
Bronze

AVAILABLE FINISHES



Medium White Bronze (WM) - Our White Medium (WM) products are produced from an alloy known simply as white bronze, which is subjected to a mild oxidization process to create a pleasing pewter-like color. White medium is a living finish and may oxidize (darken) over time, particularly if installed outdoors.

Finish	Code	Length	Screw Center	Width	Projection
 Dark Bronze	BZ.347 4 1/2	4 1/2"	3 3/4"	1 1/8"	7/8"
	BZ.347 6 3/4	6 3/4"	6"	1 1/8"	7/8"
	BZ.347 8 3/4	8 3/4"	8"	1 1/8"	7/8"
	BZ.347 10 3/4	10 3/4"	10"	1 1/8"	7/8"
 Distressed Black	TC.347 4 1/2	4 1/2"	3 3/4"	1 1/8"	7/8"
	TC.347 6 3/4	6 3/4"	6"	1 1/8"	7/8"
	TC.347 8 3/4	8 3/4"	8"	1 1/8"	7/8"
	TC.347 10 3/4	10 3/4"	10"	1 1/8"	7/8"
 Light Bronze	LT.347 4 1/2	4 1/2"	3 3/4"	1 1/8"	7/8"
	LT.347 6 3/4	6 3/4"	6"	1 1/8"	7/8"
	LT.347 8 3/4	8 3/4"	8"	1 1/8"	7/8"
	LT.347 10 3/4	10 3/4"	10"	1 1/8"	7/8"
 Medium White Bronze	WM.347 4 1/2	4 1/2"	3 3/4"	1 1/8"	7/8"
	WM.347 6 3/4	6 3/4"	6"	1 1/8"	7/8"
	WM.347 8 3/4	8 3/4"	8"	1 1/8"	7/8"
	WM.347 10 3/4	10 3/4"	10"	1 1/8"	7/8"
 Natural Bronze	NB.347 4 1/2	4 1/2"	3 3/4"	1 1/8"	7/8"
	NB.347 6 3/4	6 3/4"	6"	1 1/8"	7/8"
	NB.347 8 3/4	8 3/4"	8"	1 1/8"	7/8"
	NB.347 10 3/4	10 3/4"	10"	1 1/8"	7/8"
 White Bronze	WL.347 4 1/2	4 1/2"	3 3/4"	1 1/8"	7/8"
	WL.347 6 3/4	6 3/4"	6"	1 1/8"	7/8"
	WL.347 8 3/4	8 3/4"	8"	1 1/8"	7/8"
	WL.347 10 3/4	10 3/4"	10"	1 1/8"	7/8"