

3402 ARC PULL

3402 Arc Pull in Medium White Bronze (WM) 6" screw centers

MATERIAL

Bronze

AVAILABLE FINISHES



Dark Bronze (BZ)

Distressed Black (TC)

Light Bronze (LT)









Medium White Bronze (WM)

Natural Bronze (NB)

White Bronze (WL)

Medium White Bronze (WM) - Our White Medium (WM) products are produced from an alloy known simply as white bronze, which is subjected to a mild oxidization process to create a pleasing pewter-like color. White medium is a living finish and may oxidize (darken) over time, particularly if installed outdoors.

Finish	Code	Length	Screw Center	Width	Projection
 Dark Bronze	BZ.3402 4 5/8	4 5/8"	3 3/4"	3/4"	1 1/8"
	BZ.3402 6 3/4	6 3/4"	6"	3/4"	1 1/8"
	BZ.3402 8 3/4	8 3/4"	8"	3/4"	1 1/8"
	BZ.3402 10 3/4	10 3/4"	10"	3/4"	1 1/8"
 Distressed Black	TC.3402 4 5/8	4 5/8"	3 3/4"	3/4"	1 1/8"
	TC.3402 6 3/4	6 3/4"	6"	3/4"	1 1/8"
	TC.3402 8 3/4	8 3/4"	8"	3/4"	1 1/8"
	TC.3402 10 3/4	10 3/4"	10"	3/4"	1 1/8"
 Light Bronze	LT.3402 4 5/8	4 5/8"	3 3/4"	3/4"	1 1/8"
	LT.3402 6 3/4	6 3/4"	6"	3/4"	1 1/8"
	LT.3402 8 3/4	8 3/4"	8"	3/4"	1 1/8"
	LT.3402 10 3/4	10 3/4"	10"	3/4"	1 1/8"
 Medium White Bronze	WM.3402 4 5/8	4 5/8"	3 3/4"	3/4"	1 1/8"
	WM.3402 6 3/4	6 3/4"	6"	3/4"	1 1/8"
	WM.3402 8 3/4	8 3/4"	8"	3/4"	1 1/8"
	WM.3402 10 3/4	10 3/4"	10"	3/4"	1 1/8"
 Natural Bronze	NB.3402 4 5/8	4 5/8"	3 3/4"	3/4"	1 1/8"
	NB.3402 6 3/4	6 3/4"	6"	3/4"	1 1/8"
	NB.3402 8 3/4	8 3/4"	8"	3/4"	1 1/8"
	NB.3402 10 3/4	10 3/4"	10"	3/4"	1 1/8"
 White Bronze	WL.3402 4 5/8	4 5/8"	3 3/4"	3/4"	1 1/8"
	WL.3402 6 3/4	6 3/4"	6"	3/4"	1 1/8"
	WL.3402 8 3/4	8 3/4"	8"	3/4"	1 1/8"
	WL.3402 10 3/4	10 3/4"	10"	3/4"	1 1/8"