

1310 HEX APPLIANCE PULL

1310 Hex Appliance Pull in Medium White Bronze (WM) 24" length

MATERIAL
Bronze

AVAILABLE FINISHES



Dark Bronze (BZ)



Distressed Black (TC)



Light Bronze (LT)



Medium White Bronze (WM)









Natural Bronze (NB)



White Bronze (WL)

Medium White Bronze (WM) - Our White Medium (WM) products are produced from an alloy known simply as white bronze, which is subjected to a mild oxidization process to create a pleasing pewter-like color. White medium is a living finish and may oxidize (darken) over time, particularly if installed outdoors.

Finish	Code	Length	Screw Center	Width	Projection
 Dark Bronze	BZ.1310 9	8 1/2"	5 1/2"	3/4"	2 1/4"
	BZ.1310 12	12"	7 1/4"	1"	2 1/4"
	BZ.1310 18	18"	11 1/2"	1"	2 3/8"
	BZ.1310 24	24"	15 3/4"	1 1/4"	2 1/2"
 Distressed Black	TC.1310 9	8 1/2"	5 1/2"	3/4"	2 1/4"
	TC.1310 12	12"	7 1/4"	1"	2 1/4"
	TC.1310 18	18"	11 1/2"	1"	2 3/8"
	TC.1310 24	24"	15 3/4"	1 1/4"	2 1/2"
 Light Bronze	LT.1310 9	8 1/2"	5 1/2"	3/4"	2 1/4"
	LT.1310 12	12"	7 1/4"	1"	2 1/4"
	LT.1310 18	18"	11 1/2"	1"	2 3/8"
	LT.1310 24	24"	15 3/4"	1 1/4"	2 1/2"
 Medium White Bronze	WM.1310 9	8 1/2"	5 1/2"	3/4"	2 1/4"
	WM.1310 12	12"	7 1/4"	1"	2 1/4"
	WM.1310 18	18"	11 1/2"	1"	2 3/8"
	WM.1310 24	24"	15 3/4"	1 1/4"	2 1/2"
 Natural Bronze	NB.1310 9	8 1/2"	5 1/2"	3/4"	2 1/4"
	NB.1310 12	12"	7 1/4"	1"	2 1/4"
	NB.1310 18	18"	11 1/2"	1"	2 3/8"
	NB.1310 24	24"	15 3/4"	1 1/4"	2 1/2"
 White Bronze	WL.1310 9	8 1/2"	5 1/2"	3/4"	2 1/4"
	WL.1310 12	12"	7 1/4"	1"	2 1/4"
	WL.1310 18	18"	11 1/2"	1"	2 3/8"
	WL.1310 24	24"	15 3/4"	1 1/4"	2 1/2"