

**1090 SASH PULL**

1090 Sash Pull in Medium White Bronze (WM) 6" length

**MATERIAL**

Bronze

**AVAILABLE FINISHES**



Dark Bronze (BZ)

Distressed Black (TC)

Light Bronze (LT)









Medium White Bronze (WM)

Natural Bronze (NB)

White Bronze (WL)

**Medium White Bronze (WM)** - Our White Medium (WM) products are produced from an alloy known simply as white bronze, which is subjected to a mild oxidization process to create a pleasing pewter-like color. White medium is a living finish and may oxidize (darken) over time, particularly if installed outdoors.

Finish	Code	Length	Width	Projection
 Dark Bronze	BZ.1090 4	4"	3/8"	1"
	BZ.1090 6	6"	3/8"	1 1/4"
	BZ.1090 8	8"	3/8"	1 3/8"
	BZ.1090 10	10"	3/8"	1 3/8"
 Distressed Black	TC.1090 4	4"	3/8"	1"
	TC.1090 6	6"	3/8"	1 1/4"
	TC.1090 8	8"	3/8"	1 3/8"
	TC.1090 10	10"	3/8"	1 3/8"
 Light Bronze	LT.1090 4	4"	3/8"	1"
	LT.1090 6	6"	3/8"	1 1/4"
	LT.1090 8	8"	3/8"	1 3/8"
	LT.1090 10	10"	3/8"	1 3/8"
 Medium White Bronze	WM.1090 4	4"	3/8"	1"
	WM.1090 6	6"	3/8"	1 1/4"
	WM.1090 8	8"	3/8"	1 3/8"
	WM.1090 10	10"	3/8"	1 3/8"
 Natural Bronze	NB.1090 4	4"	3/8"	1"
	NB.1090 6	6"	3/8"	1 1/4"
	NB.1090 8	8"	3/8"	1 3/8"
	NB.1090 10	10"	3/8"	1 3/8"
 White Bronze	WL.1090 4	4"	3/8"	1"
	WL.1090 6	6"	3/8"	1 1/4"
	WL.1090 8	8"	3/8"	1 3/8"
	WL.1090 10	10"	3/8"	1 3/8"