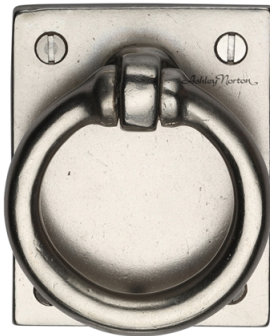


6367 DROP PULL ON PLATE

6367 Drop Pull on Plate in White Bronze (WL) n/a



MATERIAL
Bronze

AVAILABLE FINISHES



Dark Bronze (BZ)



Distressed Black (TC)



Light Bronze (LT)



Medium White Bronze (WM)








Natural Bronze (NB)



White Bronze (WL)

White Bronze (WL) - Our White Bronze (WL) products are produced from an alloy known simply as white bronze. The infusion of manganese and nickel to the copper creates a pleasing silver colored metal. White bronze is a living finish and may oxidize (darken) over time, particularly if installed outdoors.

Finish	Code	Length	Width	Projection	Diameter
 Dark Bronze	BZ.6367	2 1/2"	2"	1"	2"
 Distressed Black	TC.6367	2 1/2"	2"	1"	2"
 Light Bronze	LT.6367	2 1/2"	2"	1"	2"
 Medium White Bronze	WM.6367	2 1/2"	2"	1"	2"
 Natural Bronze	NB.6367	2 1/2"	2"	1"	2"
 White Bronze	WL.6367	2 1/2"	2"	1"	2"