

6272 ANGLED DROP PULL

6272 Angled Drop Pull in White Bronze (WL) 5 1/2" screw centers

MATERIAL
Bronze

AVAILABLE FINISHES



Dark Bronze (BZ)

Distressed Black (TC)

Light Bronze (LT)









Medium White Bronze (WM)

Natural Bronze (NB)

White Bronze (WL)

White Bronze (WL) - Our White Bronze (WL) products are produced from an alloy known simply as white bronze. The infusion of manganese and nickel to the copper creates a pleasing silver colored metal. White bronze is a living finish and may oxidize (darken) over time, particularly if installed outdoors.

| Finish | Code | Screw Center | Projection |
|--|---------------|--------------|------------|
|  Dark Bronze | BZ.6272 4 | 3 3/4" | 1 1/8" |
| | BZ.6272 5 1/2 | 5 1/2" | 1 1/8" |
|  Distressed Black | TC.6272 4 | 3 3/4" | 1 1/8" |
| | TC.6272 5 1/2 | 5 1/2" | 1 1/8" |
|  Light Bronze | LT.6272 4 | 3 3/4" | 1 1/8" |
| | LT.6272 5 1/2 | 5 1/2" | 1 1/8" |
|  Medium White Bronze | WM.6272 4 | 3 3/4" | 1 1/8" |
| | WM.6272 5 1/2 | 5 1/2" | 1 1/8" |
|  Natural Bronze | NB.6272 4 | 3 3/4" | 1 1/8" |
| | NB.6272 5 1/2 | 5 1/2" | 1 1/8" |
|  White Bronze | WL.6272 4 | 3 3/4" | 1 1/8" |
| | WL.6272 5 1/2 | 5 1/2" | 1 1/8" |