

6267 TUSCANY DROP PULL

6267 Tuscany Drop Pull in White Bronze (WL) 5 1/2" screw centers

MATERIAL

Bronze

AVAILABLE FINISHES



Dark Bronze (BZ)

Distressed Black (TC)

Light Bronze (LT)









Medium White Bronze (WM)

Natural Bronze (NB)

White Bronze (WL)

White Bronze (WL) - Our White Bronze (WL) products are produced from an alloy known simply as white bronze. The infusion of manganese and nickel to the copper creates a pleasing silver colored metal. White bronze is a living finish and may oxidize (darken) over time, particularly if installed outdoors.

Finish	Code	Screw Center	Projection
 Dark Bronze	BZ.6267 4	3 3/4"	3/4"
	BZ.6267 5 1/2	5 1/2"	3/4"
 Distressed Black	TC.6267 4	3 3/4"	3/4"
	TC.6267 5 1/2	5 1/2"	3/4"
 Light Bronze	LT.6267 4	3 3/4"	3/4"
	LT.6267 5 1/2	5 1/2"	3/4"
 Medium White Bronze	WM.6267 4	3 3/4"	3/4"
	WM.6267 5 1/2	5 1/2"	3/4"
 Natural Bronze	NB.6267 4	3 3/4"	3/4"
	NB.6267 5 1/2	5 1/2"	3/4"
 White Bronze	WL.6267 4	3 3/4"	3/4"
	WL.6267 5 1/2	5 1/2"	3/4"