

4473 HEX PROFILE CABINET PULL

4473 Hex Profile Cabinet Pull in White Bronze (WL) 4" Screw Center

MATERIAL

Bronze

AVAILABLE FINISHES









Dark Bronze (BZ) Distressed Black (TC) Light Bronze (LT)



Medium White Bronze (WM) Natural Bronze (NB) White Bronze (WL)

White Bronze (WL) - Our White Bronze (WL) products are produced from an alloy known simply as white bronze. The infusion of manganese and nickel to the copper creates a pleasing silver colored metal. White bronze is a living finish and may oxidize (darken) over time, particularly if installed outdoors.

| Finish | Code | Length | Screw Center | Width | Projection |
|---|------------|---------|--------------|-------|------------|
|  | BZ.4473 4 | 4 5/8" | 4" | 1/2" | 1 3/8" |
| | BZ.4473 6 | 6 5/8" | 6" | 1/2" | 1 3/8" |
| | BZ.4473 8 | 8 5/8" | 8" | 1/2" | 1 3/8" |
| | BZ.4473 10 | 10 5/8" | 10" | 1/2" | 1 3/8" |
|  | TC.4473 4 | 4 5/8" | 4" | 1/2" | 1 3/8" |
| | TC.4473 6 | 6 5/8" | 6" | 1/2" | 1 3/8" |
| | TC.4473 8 | 8 5/8" | 8" | 1/2" | 1 3/8" |
| | TC.4473 10 | 10 5/8" | 10" | 1/2" | 1 3/8" |
|  | LT.4473 4 | 4 5/8" | 4" | 1/2" | 1 3/8" |
| | LT.4473 6 | 6 5/8" | 6" | 1/2" | 1 3/8" |
| | LT.4473 8 | 8 5/8" | 8" | 1/2" | 1 3/8" |
| | LT.4473 10 | 10 5/8" | 10" | 1/2" | 1 3/8" |
|  | WM.4473 4 | 4 5/8" | 4" | 1/2" | 1 3/8" |
| | WM.4473 6 | 6 5/8" | 6" | 1/2" | 1 3/8" |
| | WM.4473 8 | 8 5/8" | 8" | 1/2" | 1 3/8" |
| | WM.4473 10 | 10 5/8" | 10" | 1/2" | 1 3/8" |
|  | NB.4473 4 | 4 5/8" | 4" | 1/2" | 1 3/8" |
| | NB.4473 6 | 6 5/8" | 6" | 1/2" | 1 3/8" |
| | NB.4473 8 | 8 5/8" | 8" | 1/2" | 1 3/8" |
| | NB.4473 10 | 10 5/8" | 10" | 1/2" | 1 3/8" |
|  | WL.4473 4 | 4 5/8" | 4" | 1/2" | 1 3/8" |
| | WL.4473 6 | 6 5/8" | 6" | 1/2" | 1 3/8" |
| | WL.4473 8 | 8 5/8" | 8" | 1/2" | 1 3/8" |
| | WL.4473 10 | 10 5/8" | 10" | 1/2" | 1 3/8" |