

### 396 AZTEC PULL

396 Aztec Pull in White Bronze (WL) 6" screw centers

#### MATERIAL

Bronze

#### AVAILABLE FINISHES



Dark Bronze (BZ)

Distressed Black (TC)

Light Bronze (LT)









Medium White Bronze (WM)

Natural Bronze (NB)

White Bronze (WL)

**White Bronze (WL)** - Our White Bronze (WL) products are produced from an alloy known simply as white bronze. The infusion of manganese and nickel to the copper creates a pleasing silver colored metal. White bronze is a living finish and may oxidize (darken) over time, particularly if installed outdoors.

Finish	Code	Length	Screw Center	Width	Projection
 Dark Bronze	BZ.396 5 1/4	5 1/4"	3 3/4"	5/8"	1 1/4"
	BZ.396 7 1/2	7 1/2"	6"	5/8"	1 1/4"
 Distressed Black	TC.396 5 1/4	5 1/4"	3 3/4"	5/8"	1 1/4"
	TC.396 7 1/2	7 1/2"	6"	5/8"	1 1/4"
 Light Bronze	LT.396 5 1/4	5 1/4"	3 3/4"	5/8"	1 1/4"
	LT.396 7 1/2	7 1/2"	6"	5/8"	1 1/4"
 Medium White Bronze	WM.396 5 1/4	5 1/4"	3 3/4"	5/8"	1 1/4"
	WM.396 7 1/2	7 1/2"	6"	5/8"	1 1/4"
 Natural Bronze	NB.396 5 1/4	5 1/4"	3 3/4"	5/8"	1 1/4"
	NB.396 7 1/2	7 1/2"	6"	5/8"	1 1/4"
 White Bronze	WL.396 5 1/4	5 1/4"	3 3/4"	5/8"	1 1/4"
	WL.396 7 1/2	7 1/2"	6"	5/8"	1 1/4"