

392 PULL

392 Pull in White Bronze (WL) 96mm screw centers

MATERIAL

Bronze

AVAILABLE FINISHES



Dark Bronze (BZ)

Distressed Black (TC)

Light Bronze (LT)









Medium White Bronze (WM)

Natural Bronze (NB)

White Bronze (WL)

White Bronze (WL) - Our White Bronze (WL) products are produced from an alloy known simply as white bronze. The infusion of manganese and nickel to the copper creates a pleasing silver colored metal. White bronze is a living finish and may oxidize (darken) over time, particularly if installed outdoors.

Finish	Code	Length	Screw Center	Projection
 Dark Bronze	BZ.392	5"	3 3/4"	1 1/4"
 Distressed Black	TC.392	5"	3 3/4"	1 1/4"
 Light Bronze	LT.392	5"	3 3/4"	1 1/4"
 Medium White Bronze	WM.392	5"	3 3/4"	1 1/4"
 Natural Bronze	NB.392	5"	3 3/4"	1 1/4"
 White Bronze	WL.392	5"	3 3/4"	1 1/4"