

3721 DURHAM PULL

3721 Durham Pull in White Bronze (WL) 10" screw centers

MATERIAL

Bronze

AVAILABLE FINISHES



Dark Bronze (BZ)

Distressed Black (TC)

Light Bronze (LT)









Medium White Bronze (WM)

Natural Bronze (NB)

White Bronze (WL)

White Bronze (WL) - Our White Bronze (WL) products are produced from an alloy known simply as white bronze. The infusion of manganese and nickel to the copper creates a pleasing silver colored metal. White bronze is a living finish and may oxidize (darken) over time, particularly if installed outdoors.

Finish	Code	Length	Screw Center	Width	Projection
 Dark Bronze	BZ.3721 4 7/8	4 7/8"	3 3/4"	5/8"	1 1/4"
	BZ.3721 7 1/8	7 1/8"	6"	5/8"	1 1/4"
	BZ.3721 9 1/8	9 1/8"	8"	5/8"	1 1/4"
	BZ.3721 11 1/8	11 1/8"	10"	5/8"	1 1/4"
 Distressed Black	TC.3721 4 7/8	4 7/8"	3 3/4"	5/8"	1 1/4"
	TC.3721 7 1/8	7 1/8"	6"	5/8"	1 1/4"
	TC.3721 9 1/8	9 1/8"	8"	5/8"	1 1/4"
	TC.3721 11 1/8	11 1/8"	10"	5/8"	1 1/4"
 Light Bronze	LT.3721 4 7/8	4 7/8"	3 3/4"	5/8"	1 1/4"
	LT.3721 7 1/8	7 1/8"	6"	5/8"	1 1/4"
	LT.3721 9 1/8	9 1/8"	8"	5/8"	1 1/4"
	LT.3721 11 1/8	11 1/8"	10"	5/8"	1 1/4"
 Medium White Bronze	WM.3721 4 7/8	4 7/8"	3 3/4"	5/8"	1 1/4"
	WM.3721 7 1/8	7 1/8"	6"	5/8"	1 1/4"
	WM.3721 9 1/8	9 1/8"	8"	5/8"	1 1/4"
	WM.3721 11 1/8	11 1/8"	10"	5/8"	1 1/4"
 Natural Bronze	NB.3721 4 7/8	4 7/8"	3 3/4"	5/8"	1 1/4"
	NB.3721 7 1/8	7 1/8"	6"	5/8"	1 1/4"
	NB.3721 9 1/8	9 1/8"	8"	5/8"	1 1/4"
	NB.3721 11 1/8	11 1/8"	10"	5/8"	1 1/4"
 White Bronze	WL.3721 4 7/8	4 7/8"	3 3/4"	5/8"	1 1/4"
	WL.3721 7 1/8	7 1/8"	6"	5/8"	1 1/4"
	WL.3721 9 1/8	9 1/8"	8"	5/8"	1 1/4"
	WL.3721 11 1/8	11 1/8"	10"	5/8"	1 1/4"