

3626 PYRAMID PULL

3626 Pyramid Pull in White Bronze (WL) 6 1/2" screw centers

MATERIAL

Bronze

AVAILABLE FINISHES



Dark Bronze (BZ)

Distressed Black (TC)

Light Bronze (LT)









Medium White Bronze (WM)

Natural Bronze (NB)

White Bronze (WL)

White Bronze (WL) - Our White Bronze (WL) products are produced from an alloy known simply as white bronze. The infusion of manganese and nickel to the copper creates a pleasing silver colored metal. White bronze is a living finish and may oxidize (darken) over time, particularly if installed outdoors.

Finish	Code	Length	Screw Center	Width	Projection
 Dark Bronze	BZ.3626 6 1/4	6 1/4"	3 3/4"	1"	1 1/8"
	BZ.3626 9	9"	6 1/2"	1"	1 1/8"
 Distressed Black	TC.3626 6 1/4	6 1/4"	3 3/4"	1"	1 1/8"
	TC.3626 9	9"	6 1/2"	1"	1 1/8"
 Light Bronze	LT.3626 6 1/4	6 1/4"	3 3/4"	1"	1 1/8"
	LT.3626 9	9"	6 1/2"	1"	1 1/8"
 Medium White Bronze	WM.3626 6 1/4	6 1/4"	3 3/4"	1"	1 1/8"
	WM.3626 9	9"	6 1/2"	1"	1 1/8"
 Natural Bronze	NB.3626 6 1/4	6 1/4"	3 3/4"	1"	1 1/8"
	NB.3626 9	9"	6 1/2"	1"	1 1/8"
 White Bronze	WL.3626 6 1/4	6 1/4"	3 3/4"	1"	1 1/8"
	WL.3626 9	9"	6 1/2"	1"	1 1/8"