

## 345 APOLLO PULL

345 Apollo Pull in White Bronze (WL) 10" screw centers

### MATERIAL

Bronze

### AVAILABLE FINISHES









Dark Bronze (BZ)    Distressed Black (TC)    Light Bronze (LT)



Medium White Bronze (WM)    Natural Bronze (NB)    White Bronze (WL)

**White Bronze (WL)** - Our White Bronze (WL) products are produced from an alloy known simply as white bronze. The infusion of manganese and nickel to the copper creates a pleasing silver colored metal. White bronze is a living finish and may oxidize (darken) over time, particularly if installed outdoors.

Finish	Code	Length	Screw Center	Width	Projection
 Dark Bronze	BZ.345 4 1/2	4 1/2"	3 3/4"	3/8"	1 3/8"
	BZ.345 6 3/4	6 3/4"	6"	3/8"	1 3/8"
	BZ.345 8 3/4	8 3/4"	8"	3/8"	1 3/8"
	BZ.345 10 3/4	10 3/4"	10"	3/8"	1 3/8"
	BZ.345 12 3/4	12 3/4"	12"	3/8"	1 3/8"
	BZ.345 16 3/4	16 3/4"	16"	1/2"	1 1/8"
 Distressed Black	TC.345 4 1/2	4 1/2"	3 3/4"	3/8"	1 3/8"
	TC.345 6 3/4	6 3/4"	6"	3/8"	1 3/8"
	TC.345 8 3/4	8 3/4"	8"	3/8"	1 3/8"
	TC.345 10 3/4	10 3/4"	10"	3/8"	1 3/8"
	TC.345 12 3/4	12 3/4"	12"	3/8"	1 3/8"
	TC.345 16 3/4	16 3/4"	16"	1/2"	1 1/8"
 Light Bronze	LT.345 4 1/2	4 1/2"	3 3/4"	3/8"	1 3/8"
	LT.345 6 3/4	6 3/4"	6"	3/8"	1 3/8"
	LT.345 8 3/4	8 3/4"	8"	3/8"	1 3/8"
	LT.345 10 3/4	10 3/4"	10"	3/8"	1 3/8"
	LT.345 12 3/4	12 3/4"	12"	3/8"	1 3/8"
	LT.345 16 3/4	16 3/4"	16"	1/2"	1 1/8"
 Medium White Bronze	WM.345 4 1/2	4 1/2"	3 3/4"	3/8"	1 3/8"
	WM.345 6 3/4	6 3/4"	6"	3/8"	1 3/8"
	WM.345 8 3/4	8 3/4"	8"	3/8"	1 3/8"
	WM.345 10 3/4	10 3/4"	10"	3/8"	1 3/8"
	WM.345 12 3/4	12 3/4"	12"	3/8"	1 3/8"
	WM.345 16 3/4	16 3/4"	16"	1/2"	1 1/8"
 Natural Bronze	NB.345 4 1/2	4 1/2"	3 3/4"	3/8"	1 3/8"
	NB.345 6 3/4	6 3/4"	6"	3/8"	1 3/8"
	NB.345 8 3/4	8 3/4"	8"	3/8"	1 3/8"
	NB.345 10 3/4	10 3/4"	10"	3/8"	1 3/8"
	NB.345 12 3/4	12 3/4"	12"	3/8"	1 3/8"
	NB.345 16 3/4	16 3/4"	16"	1/2"	1 1/8"
 White Bronze	WL.345 4 1/2	4 1/2"	3 3/4"	3/8"	1 3/8"
	WL.345 6 3/4	6 3/4"	6"	3/8"	1 3/8"

Finish	Code	Length	Screw Center	Width	Projection
 White Bronze	WL.345 8 3/4				
	WL.345 10 3/4	10 3/4"	10"	3/8"	1 3/8"
	WL.345 12 3/4	12 3/4"	12"	3/8"	1 3/8"
	WL.345 16 3/4	16 3/4"	16"	1/2"	1 1/8"

<https://www.manzoni.us> | [info@manzoni.us](mailto:info@manzoni.us) | (973) 557 4551