

3422 ARC OFFSET PULL







3422 Arc Offset Pull in White Bronze (WL) 6" screw centers

MATERIAL
Bronze

AVAILABLE FINISHES



White Bronze (WL) - Our White Bronze (WL) products are produced from an alloy known simply as white bronze. The infusion of manganese and nickel to the copper creates a pleasing silver colored metal. White bronze is a living finish and may oxidize (darken) over time, particularly if installed outdoors.

Finish	Code	Length	Screw Center	Width	Projection
 Dark Bronze	BZ.3422 4 3/8	4 3/8"	3 3/4"	5/8"	1 1/8"
	BZ.3422 6 5/8	6 5/8"	6"	5/8"	1 1/8"
	BZ.3422 8 5/8	8 5/8"	8"	5/8"	1 1/8"
	BZ.3422 10 5/8	10 5/8"	10"	5/8"	1 1/8"
 Distressed Black	TC.3422 4 3/8	4 3/8"	3 3/4"	5/8"	1 1/8"
	TC.3422 6 5/8	6 5/8"	6"	5/8"	1 1/8"
	TC.3422 8 5/8	8 5/8"	8"	5/8"	1 1/8"
	TC.3422 10 5/8	10 5/8"	10"	5/8"	1 1/8"
 Light Bronze	LT.3422 4 3/8	4 3/8"	3 3/4"	5/8"	1 1/8"
	LT.3422 6 5/8	6 5/8"	6"	5/8"	1 1/8"
	LT.3422 8 5/8	8 5/8"	8"	5/8"	1 1/8"
	LT.3422 10 5/8	10 5/8"	10"	5/8"	1 1/8"
 Medium White Bronze	WM.3422 4 3/8	4 3/8"	3 3/4"	5/8"	1 1/8"
	WM.3422 6 5/8	6 5/8"	6"	5/8"	1 1/8"
	WM.3422 8 5/8	8 5/8"	8"	5/8"	1 1/8"
	WM.3422 10 5/8	10 5/8"	10"	5/8"	1 1/8"
 Natural Bronze	NB.3422 4 3/8	4 3/8"	3 3/4"	5/8"	1 1/8"
	NB.3422 6 5/8	6 5/8"	6"	5/8"	1 1/8"
	NB.3422 8 5/8	8 5/8"	8"	5/8"	1 1/8"
	NB.3422 10 5/8	10 5/8"	10"	5/8"	1 1/8"
 White Bronze	WL.3422 4 3/8	4 3/8"	3 3/4"	5/8"	1 1/8"
	WL.3422 6 5/8	6 5/8"	6"	5/8"	1 1/8"
	WL.3422 8 5/8	8 5/8"	8"	5/8"	1 1/8"
	WL.3422 10 5/8	10 5/8"	10"	5/8"	1 1/8"