

340 TUSCANY PULL

340 Tuscany Pull in White Bronze (WL) 6" screw centers

MATERIAL
Bronze

AVAILABLE FINISHES



Dark Bronze (BZ)

Distressed Black (TC)

Light Bronze (LT)









Medium White Bronze (WM)

Natural Bronze (NB)

White Bronze (WL)

White Bronze (WL) - Our White Bronze (WL) products are produced from an alloy known simply as white bronze. The infusion of manganese and nickel to the copper creates a pleasing silver colored metal. White bronze is a living finish and may oxidize (darken) over time, particularly if installed outdoors.

Finish	Code	Length	Screw Center	Width	Projection
 Dark Bronze	BZ.340 4 1/2	4 1/2"	3 3/4"	5/8"	1 5/8"
	BZ.340 6 3/4	6 3/4"	6"	5/8"	1 5/8"
	BZ.340 8 3/4	8 3/4"	8"	5/8"	1 5/8"
	BZ.340 10 3/4	10 3/4"	10"	5/8"	1 5/8"
 Distressed Black	TC.340 4 1/2	4 1/2"	3 3/4"	5/8"	1 5/8"
	TC.340 6 3/4	6 3/4"	6"	5/8"	1 5/8"
	TC.340 8 3/4	8 3/4"	8"	5/8"	1 5/8"
	TC.340 10 3/4	10 3/4"	10"	5/8"	1 5/8"
 Light Bronze	LT.340 4 1/2	4 1/2"	3 3/4"	5/8"	1 5/8"
	LT.340 6 3/4	6 3/4"	6"	5/8"	1 5/8"
	LT.340 8 3/4	8 3/4"	8"	5/8"	1 5/8"
	LT.340 10 3/4	10 3/4"	10"	5/8"	1 5/8"
 Medium White Bronze	WM.340 4 1/2	4 1/2"	3 3/4"	5/8"	1 5/8"
	WM.340 6 3/4	6 3/4"	6"	5/8"	1 5/8"
	WM.340 8 3/4	8 3/4"	8"	5/8"	1 5/8"
	WM.340 10 3/4	10 3/4"	10"	5/8"	1 5/8"
 Natural Bronze	NB.340 4 1/2	4 1/2"	3 3/4"	5/8"	1 5/8"
	NB.340 6 3/4	6 3/4"	6"	5/8"	1 5/8"
	NB.340 8 3/4	8 3/4"	8"	5/8"	1 5/8"
	NB.340 10 3/4	10 3/4"	10"	5/8"	1 5/8"
 White Bronze	WL.340 4 1/2	4 1/2"	3 3/4"	5/8"	1 5/8"
	WL.340 6 3/4	6 3/4"	6"	5/8"	1 5/8"
	WL.340 8 3/4	8 3/4"	8"	5/8"	1 5/8"
	WL.340 10 3/4	10 3/4"	10"	5/8"	1 5/8"