

**1720 INDUSTRIAL CUP PULL**

1720 Industrial Cup Pull in White Bronze (WL) 8" screw centers

**MATERIAL**

Bronze

**AVAILABLE FINISHES**



Dark Bronze (BZ)

Distressed Black (TC)

Light Bronze (LT)









Medium White Bronze (WM)

Natural Bronze (NB)

White Bronze (WL)

**White Bronze (WL)** - Our White Bronze (WL) products are produced from an alloy known simply as white bronze. The infusion of manganese and nickel to the copper creates a pleasing silver colored metal. White bronze is a living finish and may oxidize (darken) over time, particularly if installed outdoors.

Finish	Code	Length	Screw Center	Width	Projection
 Dark Bronze	BZ.1720 5 5/8	5 5/8"	3"	1 5/8"	1"
	BZ.1720 8 5/8	8 5/8"	6"	1 5/8"	1"
	BZ.1720 10 5/8	10 5/8"	8"	1 5/8"	1"
 Distressed Black	TC.1720 5 5/8	5 5/8"	3"	1 5/8"	1"
	TC.1720 8 5/8	8 5/8"	6"	1 5/8"	1"
	TC.1720 10 5/8	10 5/8"	8"	1 5/8"	1"
 Light Bronze	LT.1720 5 5/8	5 5/8"	3"	1 5/8"	1"
	LT.1720 8 5/8	8 5/8"	6"	1 5/8"	1"
	LT.1720 10 5/8	10 5/8"	8"	1 5/8"	1"
 Medium White Bronze	WM.1720 5 5/8	5 5/8"	3"	1 5/8"	1"
	WM.1720 8 5/8	8 5/8"	6"	1 5/8"	1"
	WM.1720 10 5/8	10 5/8"	8"	1 5/8"	1"
 Natural Bronze	NB.1720 5 5/8	5 5/8"	3"	1 5/8"	1"
	NB.1720 8 5/8	8 5/8"	6"	1 5/8"	1"
	NB.1720 10 5/8	10 5/8"	8"	1 5/8"	1"
 White Bronze	WL.1720 5 5/8	5 5/8"	3"	1 5/8"	1"
	WL.1720 8 5/8	8 5/8"	6"	1 5/8"	1"
	WL.1720 10 5/8	10 5/8"	8"	1 5/8"	1"